OWPK TYPE



FEATURES
Small Size
Low Cost
High Reliability
Wide Inductance Range

APPLICATIONS
Power Inductors.
Communication
Household appliances.
Electronic toys and games.

NUMBERING SYSTEM

Example: **OWPK0810-100**

OWPK0810 - Series Name
100 - Inductance

ELECTRICAL CHARACTERISTIC

Series Name	Inductance (uH) ※	DCR(max) (Ω)	IDC(max) (A)	Series Name	Inductance (uH) ※	DCR(max) (Ω)	IDC(max) (A)
OWPK0406	1.0～1000	30m～8.9	0.12～3.0	OWPK1016	1.0～1000	10m～1.2	0.8～9.0
OWPK0608	1.0～1000	15m～3.3	0.15～3.0	OWPK1216	22～10000	34m～11.7	0.1～9.0
OWPK0810	1.0～1000	15m～1.8	0.27～4.5	OWPK1415	22～10000	24m～7.15	0.13～6.0
OWPK0912	1.0～1000	15m～1.82	0.3～5.0	OWPK1419	22～10000	23m～7.92	0.14～10.0
OWPK1012	1.0～1000	10m～1.39	0.5～6.0	OWPK1618	22～10000	30m～8.4	0.14～15.0

※Remark: The Test Frequency is 1KHz / 0.25V.

MECHANICAL DIMENSIONS

Unit: mm

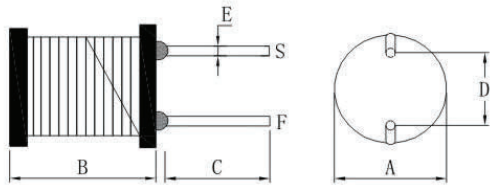

Series Name	A(±0.5)	B(±0.5)	C(±1.0)	D(±0.5)	E(Φ±0.1)
OWPK0406	4	6	5	2	0.50
OWPK0608	6	8	5	3	0.65
OWPK0810	8	10	5	5	0.65
OWPK0912	9	12	5	5	0.8
OWPK1012	10	12	5	6	0.8
OWPK1016	10	16	5	6	0.8
OWPK1216	12	16	5	7.5	1.0
OWPK1415	14	15	5	7.5	1.0
OWPK1419	14	19	5	7.5	1.0
OWPK1618	16	18	5	10	1.0

STRUCTURE DIAGRAM

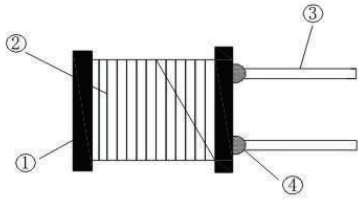

COMPONENT	MATERIALS
1.Core	Ferrite core
2.Wire	Polyurethane enameled copper wires
3.Lead wire	Tinned copper wires
4.Glue	Epoxy resin

GENERAL CONDITION

Operating temperature range:	-20℃ to +105℃(include coil heat)
Storage conditions:	-20℃ to +85℃

Contact us for custom spec parts to meet your special requirements.

OWDR TYPE

FEATURES
Small Size
Low Cost
High Reliability
Wide Inductance Range

APPLICATIONS
Power Inductors.
Communication
Household appliances.
Electronic toys and games.

NUMBERING SYSTEM

Example: **OWDR106-101**

OWDR106 - Series Name
101 - Inductance

ELECTRICAL CHARACTERISTIC

Series Name	Inductance (uH) ※	DCR(max) (Ω)	IDC(max) (A)	Series Name	Inductance (uH) ※	DCR(max) (Ω)	IDC(max) (A)
OWDR654	22～1000	180m～7.06	0.13～0.9	OWDR114	6.3～39000	26m～58.0	0.09～4.3
OWDR664	22～1000	110m～4.45	0.19～1.27	OWDR106	10～1000	40m～3.2	0.36～3.6
OWDR855	10～10000	70m～55.7	81m～2.5	OWDR108	10～1000	27m～2.1	0.45～4.5
OWDR875	10～10000	50m～33.0	84m～2.9	OWDR110	10～1000	22m～1.7	0.53～5.3
OWDR895	10～47000	40m～96.4	38m～2.6				

※Remark: When the Inductance ≤82uH, the Test Frequency is 2.52MHz/0.25V; when the Inductance >82uH, the Test Frequency is 1KHz/0.25V.

MECHANICAL DIMENSIONS

Unit: mm

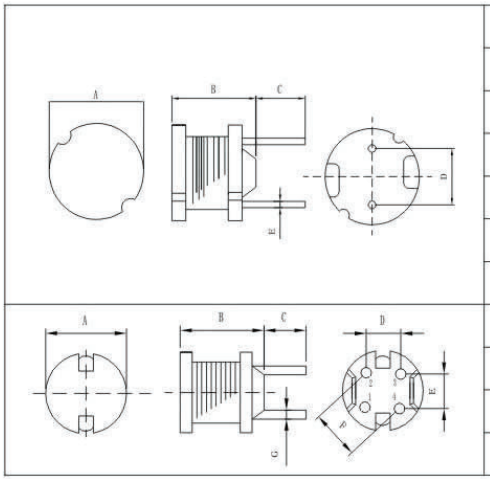

Series Name	A(±0.5)	B(max)	C(±1.0)	D(±0.5)	E(±0.1)		
OWDR654	6.0	5.0	4.0	4.0	0.5		
OWDR664	6.0	6.5	4.0	4.0	0.5		
OWDR855	7.8	5.5	5.0	5.0	0.7		
OWDR875	7.8	7.5	5.0	5.0	0.7		
OWDR895	7.8	9.5	5.0	5.0	0.7		
OWDR114	10.0	14.4	5.0	5.0	0.7		
Series Name	A(±0.5)	B(±0.5)	C(±1.0)	D(±0.5)	E(±0.5)	F(±0.5)	G(±0.1)
OWDR106	10.0	6.0	3.5	4.0	5.0	6.4	0.7
OWDR108	10.0	8.0	3.5	4.0	5.0	6.4	0.7
OWDR110	10.0	10.0	3.5	4.0	5.0	6.4	0.7

STRUCTURE DIAGRAM

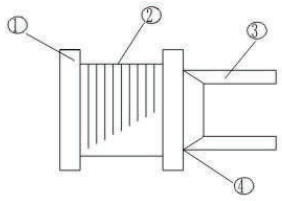

COMPONENT	MATERIALS
1.Core	Ferrite core
2.Wire	Polyurethane enameled copper wires
3.Lead wire	Tinned copper wires
4.Glue	Epoxy resin

GENERAL CONDITION

Operating temperature range:	-20℃ to +105℃(include coil heat)
Storage conditions:	-20℃ to +85℃

Contact us for custom spec parts to meet your special requirements.

OWDR TYPE

FEATURES
Small Size
Low Cost
High Reliability
Wide Inductance Range

APPLICATIONS
Power Inductors.
Communication
Household appliances.
Electronic toys and games.

NUMBERING SYSTEM

Example: **OWDR108D-101**

OWDR108D - Series Name
101 - Inductance

ELECTRICAL CHARACTERISTIC

Series Name	Inductance (uH) ※	DCR(max) (Ω)	IDC(max) (A)	Series Name	Inductance (uH) ※	DCR(max) (Ω)	IDC(max) (A)
OWDR664D	22～1000	130m～5.56	0.14～0.96				
OWDR875D	22～10000	80m～35.0	74m～1.6				
OWDR195D	10～47000	30m～48.8	17m～1.3				
OWDR108D	10～1000	50m～2.30	0.28～2.8				
OWDR110D	10～1000	23m～1.50	0.35～3.15				

※Remark: When the Inductance ≤82uH, the Test Frequency is 2.52MHz/0.25V; when the Inductance >82uH, the Test Frequency is 1KHz/0.25V.

MECHANICAL DIMENSIONS

Unit: mm

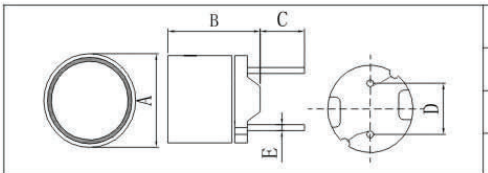

Series Name	A(±0.5)	B(max)	C(±1.0)	D(±0.5)	E(±0.1)		
OWDR664D	6.0	6.5	4.0	4.0	0.5		
OWDR875D	7.8	7.5	5.0	5.0	0.7		

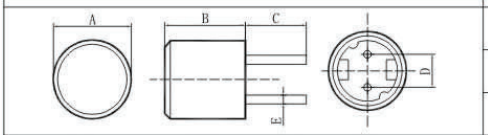

Series Name	A(±0.5)	B(max)	C(±1.0)	D(±0.5)	E(±0.1)		
OWDR195D	9.0	9.5	5.0	5.0	0.7		

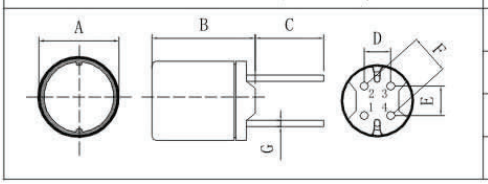

Series Name	A(max)	B(max)	C(±1.0)	D(±0.5)	E(±0.5)	F(±0.5)	G(±0.1)
OWDR108D	10.0	8.5	3.5	4.0	5.0	6.4	0.7
OWDR110D	10.0	10.5	3.5	4.0	5.0	6.4	0.7

STRUCTURE DIAGRAM

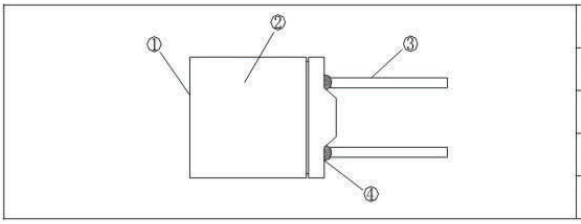

COMPONENT	MATERIALS
1.Core	Ferrite core
2.Wire	Polyurethane enameled copper wires
3.Lead wire	Tinned copper wires
4.Glue	Epoxy resin

GENERAL CONDITION

Operating temperature range:	-20℃ to +105℃(include coil heat)
Storage conditions:	-20℃ to +85℃

Contact us for custom spec parts to meet your special requirements.

OWPT TYPE



FEATURES
Insulation Resistance:
100MΩ at 500VDC
High Reliability
Wide Inductance Range

APPLICATIONS
Power Inductors
Communication
Household appliances
Electronic toys and games.

NUMBERING SYSTEM

Example: **OWPT4452-101**

OWPT4452 - Series Name
101 - Inductance

ELECTRICAL CHARACTERISTIC

Series Name	Inductance (uH)	DCR(max) (Ω)	IDC(max) (A)	Series Name	Inductance (uH)	DCR(max) (Ω)	IDC(max) (A)
OWPT2552	5.0～27.0	33m～232m	1.5～3.4	OWPT6852	32.0～230.0	30m～134m	1.7～4.5
OWPT3052	10.0～140.0	60m～568m	0.8～3.0	OWPT8052	50.0～220.0	35m～98m	2.3～4.5
OWPT3752	8.2～240.0	20m～370m	0.6～3.5	OWPT9052	90～470.0	48m～145m	2.0～4.8
OWPT4452	15.0～360.0	30m～497m	0.8～3.9	OWPT10652	30.0～850.0	10m～167m	1.9～9.0
OWPT5052	20.0～100.0	28m～96m	1.5～3.0	OWPT13052	75.0～680.0	17m～95m	2.8～7.8
OWPT6052	25.0～470.0	23m～260m	1.1～4.7				

MECHANICAL DIMENSIONS

Unit: mm

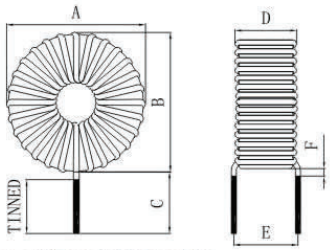

Vertical Type

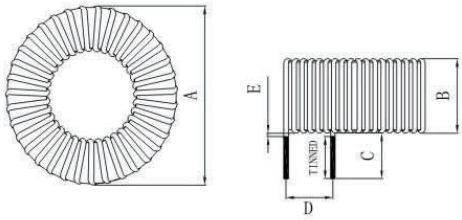

Core: Iron Power Material Toroids

Horizontal Type

Series Name	A(max)	B(max)	C(ref)	D(max)	E(ref)	F(max)
OWPT2552	8.5	8.0	8.0	4.5	3.0	0.5
OWPT3052	10.0	10.0	8.0	5.5	4.0	0.5
OWPT3752	12.5	12.0	8.0	6.5	5.0	0.5
OWPT4452	14.0	14.0	8.0	7.0	5.5	1.0
OWPT5052	16.5	16.0	8.0	9.0	7.0	1.0
OWPT6052	20.0	19.0	8.0	10.0	8.0	1.0
OWPT6852	22.0	22.0	8.0	9.5	7.0	1.0
OWPT8052	25.0	25.0	8.0	11.0	9.0	1.0
OWPT9052	28.5	28.0	8.0	15.0	13.0	1.0
OWPT10652	34.0	34.0	8.0	18.0	15.0	1.0
OWPT13052	38.5	38.0	8.0	18.0	16.0	1.0

Series Name	A(max)	B(max)	C(ref)	D(ref)	E(max)
OWPT2552	8.5	4.5	5.0	2.5	0.5
OWPT3052	10.0	5.5	5.0	3.5	0.5
OWPT3752	12.5	6.5	5.0	4.0	0.5
OWPT4452	14.0	7.0	5.0	4.5	1.0
OWPT5052	16.5	9.0	5.0	5.0	1.0
OWPT6052	20.0	10.5	5.0	6.0	1.0
OWPT6852	22.0	9.5	5.0	7.0	1.0
OWPT8052	25.0	11.0	5.0	8.0	1.0
OWPT9052	28.0	15.0	5.0	9.0	1.0
OWPT10652	34.0	18.0	5.0	12.0	1.0
OWPT13052	38.5	18.0	5.0	13.0	1.0

GENERAL CONDITION

Operating temperature range:	-55℃ to +125℃(include coil heat)
Storage temperature range:	-40℃ to +40℃
Test Frequency:	100KHz,0.25V

Contact us for custom spec parts to meet your special requirements.

OWPTC TYPE



FEATURES
Insulation Resistance:
100MΩ at 500VDC
High Reliability
Wide Inductance Range

APPLICATIONS
Power Inductors
Communication
Household appliances
Electronic toys and games.

NUMBERING SYSTEM

Example: **OWPTC4452-101**

OWPTC4452 - Series Name
101 - Inductance

ELECTRICAL CHARACTERISTIC

Series Name	Inductance (uH)	DCR(max) (Ω)	IDC(max) (A)	Series Name	Inductance (uH)	DCR(max) (Ω)	IDC(max) (A)
OWPTC-4452	15.0～360.0	30m～497m	0.8～3.9				
OWPTC-5052	20.0～100.0	28m～96m	1.5～3.0				
OWPTC-6852	32.0～230.0	30m～135m	1.7～4.5				
OWPTC-8052	50.0～220.0	35m～98m	2.3～4.5				
OWPTC-10652	68.0～300.0	30m～62m	3.2～7.5				

MECHANICAL DIMENSIONS

Unit: mm

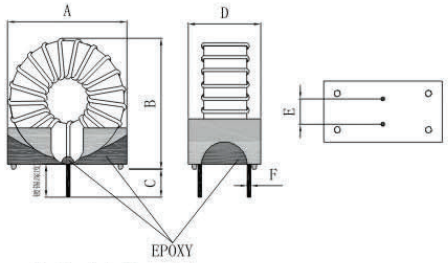

Core: Iron Power Material Toroids

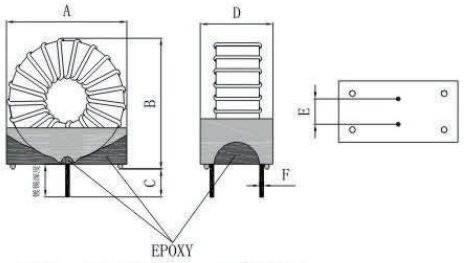

Wire: UEW-NY or PEW Wire

Series Name	A(max)	B(max)	C(±0.5)	D(max)	E(±0.5)	F(±0.1)
OWPTC-4452	16.0	16.0	5.0	9.1	5.6	Φ0.7
OWPTC-5052	17.0	19.0	5.0	11.9	7.6	Φ0.95
OWPTC-6852	21.5	25.0	5.0	11.9	7.6	Φ0.95
OWPTC-8052	25.5	27.5	5.0	15.7	11.4	Φ1.1
OWPTC-10652	32.2	35.5	5.0	18.3	12.6	Φ1.1

Series Name	A(max)	B(max)	C(ref)	D(ref)	E(max)

GENERAL CONDITION

Operating temperature range:	-55℃ to +125℃(include coil heat)
Storage temperature range:	-40℃ to +40℃
Test Frequency:	100KHz,0.25V

Contact us for custom spec parts to meet your special requirements.