

# OWINR6060-1R0

## SMD Power inductor



### Description

Ferrite core, semi-shielded, magnetic epoxy

### Features

RoHS, Halogen Free and REACH Compliance  
 Magnetic resin shielded construction reduces buzz noise to ultra-low levels  
 Metallization on ferrite core results in excellent shock resistance and damage-free durability  
 30% higher current rating than conventional inductors of equal size  
 Takes up less PCB real estate and saves power

### Applications

Flat-screen TVs, blue-ray disc recorders, set top boxes  
 Cameras and smart phones  
 Portable gaming devices, GPS, multimedia devices, Telecom base stations, VR/AR-glasses etc.

### General Specifications

Test Voltage	1.0V
Parameters Test Temp	20°C
Operation Temp (Including temperature Rise)	-40 to +125°C
Storage Temp	0 to 40°C
Storage Humidity	
Resistance to Soldering Heat	260° for 10 sec
Rated Current	L drops off 30% typ at Isat
Temperature Rise	40° typ. at Irms

Inductance [ $\mu$ H]	Ltol.	Test freq.	DCR [ $m\Omega$ ]	Isat [A]	Irms [A]	Irated [mA]	Idc max [mA]	Q (min)	SRF[MHz]
1.00	K, M, N	100kHz	10.00	10.00	8				47

When ordering please specify tolerance code Tolerance: K= $\pm$ 10%, M= $\pm$ 20%, N= $\pm$ 30%

## Shape and dimensions [mm]

A	B	C	D	E	F	G	H	I	J	Shape
6.00	6.00	6.30	1.65	5	2.7		5.3	2.05	2.4	Fig.2
$\pm$ 0.2	$\pm$ 0.2	Max	Ref	Ref	Ref		Ref	Ref	Ref	

Fig.1

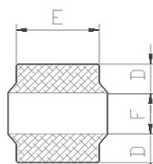
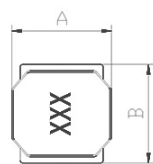
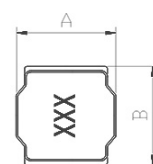


Fig.2



Magnetic shielding

