

OWINR5040-1R0

SMD Power inductor



Description

Ferrite core, semi-shielded, magnetic epoxy

Features

RoHS, Halogen Free and REACH Compliance
 Magnetic resin shielded construction reduces buzz noise to ultra-low levels
 Metallization on ferrite core results in excellent shock resistance and damage-free durability
 30% higher current rating than conventional inductors of equal size
 Takes up less PCB real estate and saves power

Applications

Flat-screen TVs, blue-ray disc recorders, set top boxes
 Cameras and smart phones
 Portable gaming devices, GPS, multimedia devices, Telecom base stations, VR/AR-glasses etc.

General Specifications

Test Voltage	1.0V
Parameters Test Temp	20°C
Operation Temp (Including temperature Rise)	-40 to +125°C
Storage Temp	0 to 40°C
Storage Humidity	
Resistance to Soldering Heat	260° for 10 sec
Rated Current	L drops off 30% typ at Isat
Temperature Rise	40° typ. at Irms

Inductance	Ltol.	Test freq.	DCR [mΩ]	Isat [A]	Irms [A]	Irated [mA]	Idc max [mA]	Q (min)	SRF[MHz]
1.00 uH	K, M, N	100kHz	16.00	7.35	4,9				117

When ordering please specify tolerance code Tolerance: K=±10%, M=±20%, N=±30%

Shape and dimensions [mm]

A	B	C	D	E	F	G	H	I	J	Shape
5.00	5.00	4.00	1.5	4	2.5		4.3	1.9	1.7	Fig.1
±0.2	±0.2	Max	Ref	Ref	Ref		Ref	Ref	Ref	

Fig.1

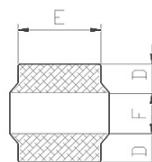
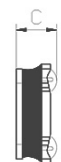
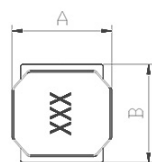
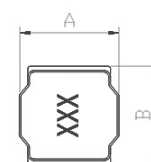


Fig.2



Magnetic shielding

