




OWIPS6450 TYPE

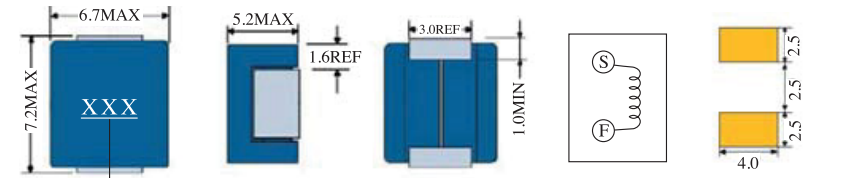


FEATURES

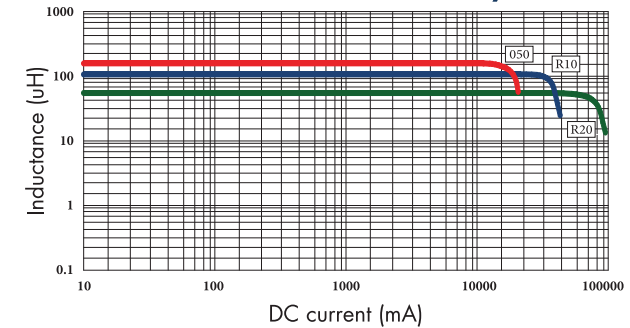
1. 125°C maximum total temperature operation. Surface mount inductors designed for higher speed switch mode applications requiring lower inductance and high current.
2. Inductance range from 0.05uH to 0.20uH.
3. Current range up to 75Amps.

APPLICATIONS

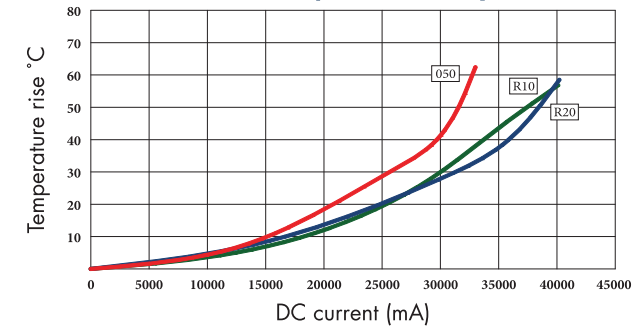
1. Next generation microprocessors.



OWIPS6450 Inductance decrease by current



OWIPS6450 Temperature rise by current



ELECTRICAL CHARACTERISTICS FOR OWIPS6450 SERIES

Part Number	Inductance (uH) ⁽¹⁾	Test Frequency	DC Resistance (Ω MAX) ⁽²⁾	Saturation Current (A) ⁽³⁾	Temperature Current (A) ⁽⁴⁾
OWIPS6450-050	0.05	1MHz	0.29	70.0	30
OWIPS6450-R10	0.10	1MHz	0.29	35.0	30
OWIPS6450-R15	0.15	1MHz	0.29	25.5	30
OWIPS6450-R20	0.20	1MHz	0.29	19.0	26

1. Inductance tested at 0.25V. Tolerance of inductance:±20%(M)
2. DCR test temp. limits 25 °C.
3. This indicates the value of current when the inductance is 30% lower than its initial value at D.C. superposition or D.C. current.
4. To load current onto the components under normal ambience, which cause the temp. change as Δt=40 °C or more lower current.
5. Please refer saturated current or the minimum temperature current as standard.