



OWIH53 TYPE

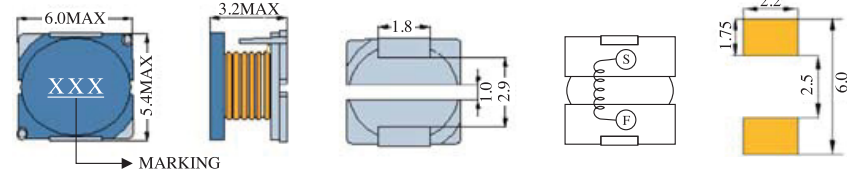


FEATURES

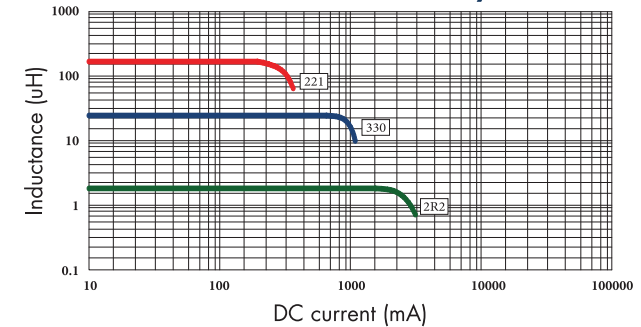
- 1. Various high power inductors are superior to be high saturation for surface mounting.

APPLICATIONS

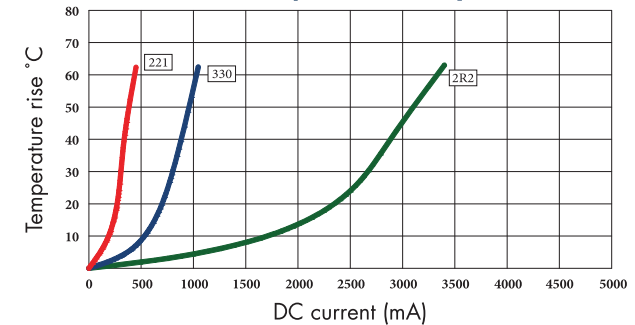
- 1. Power supply for VTR, OA equipment.
- 2. LCD television set, notebook PC.
- 3. Portable communication, equipments.
- 4. DC/DC converters, etc.



OWIH53 Inductance decrease by current



OWIH53 Temperature rise by current



ELECTRICAL CHARACTERISTICS FOR OWIH53 SERIES

Part Number	Inductance (uH) ⁽¹⁾	Test Frequency	DC Resistance (Ω MAX) ⁽²⁾	Saturation Current (A) ⁽³⁾	Temperature Current (A) ⁽⁴⁾
OWIH53-2R2	2.2	7.96KHZ	66m	2.03	2.60
OWIH53-3R3	3.3	7.96KHZ	88m	1.88	2.30
OWIH53-4R7	4.7	7.96KHZ	96m	1.68	2.00
OWIH53-100	10	1KHZ	0.16	1.23	1.50
OWIH53-120	12	1KHZ	0.18	1.12	1.35
OWIH53-150	15	1KHZ	0.25	1.00	1.20
OWIH53-180	18	1KHZ	0.28	0.88	1.10
OWIH53-220	22	1KHZ	0.39	0.80	1.05
OWIH53-270	27	1KHZ	0.42	0.72	0.90
OWIH53-330	33	1KHZ	0.49	0.67	0.80
OWIH53-390	39	1KHZ	0.55	0.64	0.76
OWIH53-470	47	1KHZ	0.77	0.53	0.70
OWIH53-560	56	1KHZ	0.87	0.50	0.58
OWIH53-680	68	1KHZ	1.21	0.45	0.50
OWIH53-820	82	1KHZ	1.34	0.39	0.47
OWIH53-101	100	1KHZ	1.57	0.37	0.43
OWIH53-121	120	1KHZ	1.80	0.34	0.42
OWIH53-151	150	1KHZ	2.40	0.31	0.39
OWIH53-181	180	1KHZ	2.66	0.30	0.33
OWIH53-221	220	1KHZ	3.73	0.26	0.30

- 1. Inductance tested at 0.25V. Tolerance of inductance:±20%(M)
- 2. DCR test temp. limits 25°C.
- 3. This indicates the value of current when the inductance is 10% lower than its initial value at D.C. superposition or D.C. current.
- 4. To load current onto the components under normal ambience, which cause the temp. change as Δt=40°C or more lower current.
- 5. Please refer saturated current or the minimum temperature current as standard.