



OWIH518 TYPE

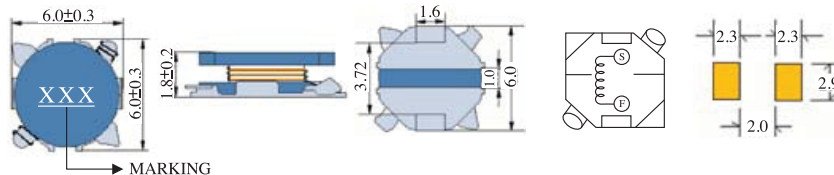


FEATURES

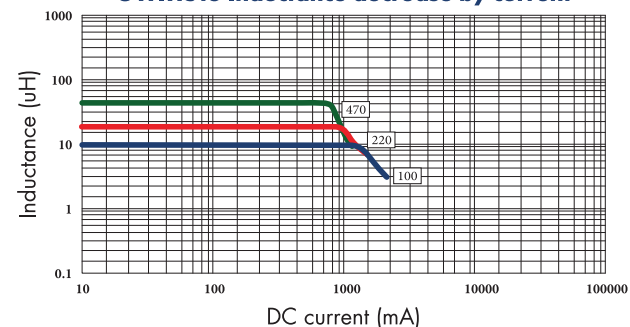
- 1. Various high power inductors are superior to be high saturation for surface mounting.

APPLICATIONS

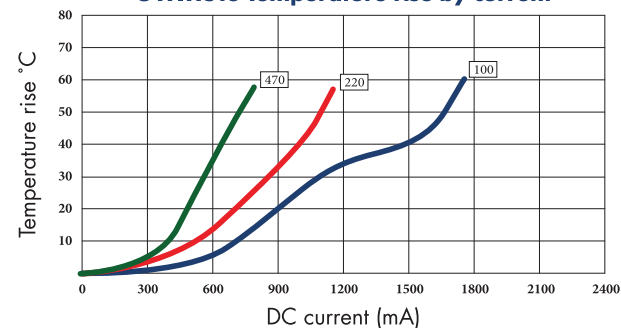
- 1. Power supply for VTR, OA equipment.
- 2. LCD television set, notebook PC.
- 3. Portable communication, equipments.
- 4. DC/DC converters, etc.



OWIH518 Inductance decrease by current



OWIH518 Temperature rise by current



ELECTRICAL CHARACTERISTICS FOR OWIH518 SERIES

Part Number	Inductance (uH) ⁽¹⁾	Test Frequency	DC Resistance (Ω MAX) ⁽²⁾	Saturation Current (A) ⁽³⁾	Temperature Current (A) ⁽⁴⁾
OWIH518-100	10	100KHZ	175m	1.20	1.23
OWIH518-120	12	100KHZ	190m	1.00	1.10
OWIH518-150	15	100KHZ	225m	0.90	1.04
OWIH518-180	18	100KHZ	310m	0.80	0.93
OWIH518-220	22	100KHZ	340m	0.75	0.84
OWIH518-270	27	100KHZ	420m	0.65	0.72
OWIH518-330	33	100KHZ	576m	0.60	0.64
OWIH518-390	39	100KHZ	643m	0.55	0.57
OWIH518-470	47	100KHZ	781m	0.50	0.54

1. Inductance tested at 0.25V. Tolerance of inductance: ±20%(M)
2. DCR test temp. limits 25 °C.
3. This indicates the value of current when the inductance is 10% lower than its initial value at D.C. superposition or D.C. current.
4. To load current onto the components under normal ambience, which cause the temp. change as Δt=40 °C or more lower current.
5. Please refer saturated current or the minimum temperature current as standard.