



### OWIEP125 TYPE

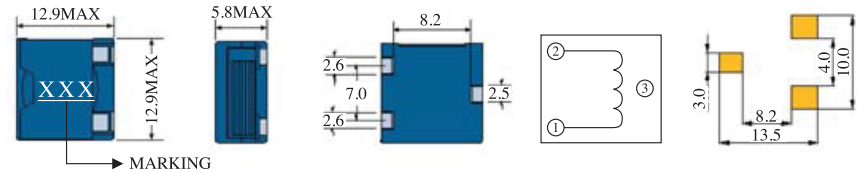


#### FEATURES

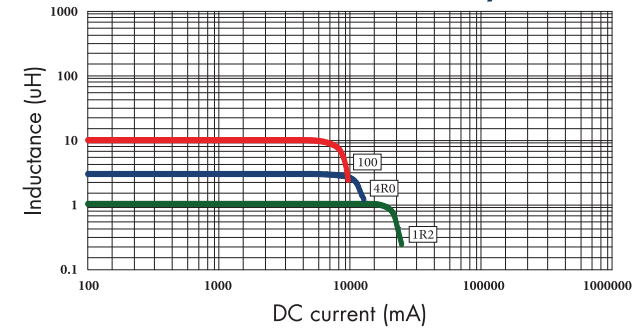
- 1. Various high power inductors are superior to be high saturation for surface mounting.

#### APPLICATIONS

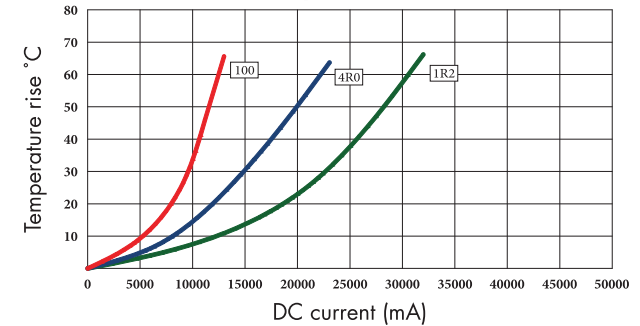
- 1. Power supply for VTR, OA equipment.
- 2. LCD television set, notebook PC.
- 3. Portable communication, equipments.
- 4. DC/DC converters, etc.



#### OWIEP125 Inductance decrease by current



#### OWIEP125 Temperature rise by current



### ELECTRICAL CHARACTERISTICS FOR OWIEP125 SERIES

Part Number	Inductance (uH) <sup>(1)</sup>	Test Frequency	DC Resistance (Ω MAX) <sup>(2)</sup>	Saturation Current (A) <sup>(3)</sup>	Temperature Current (A) <sup>(4)</sup>
OWIEP125-1R2	1.2	100KHZ	2.5m	17.0	21.0
OWIEP125-1R5	1.5	100KHZ	2.5m	14.0	17.0
OWIEP125-2R5	2.5	100KHZ	3.8m	10.0	15.0
OWIEP125-4R0	4.0	100KHZ	5.4m	8.3	14.0
OWIEP125-6R0	6.0	100KHZ	8.0m	6.7	12.0
OWIEP125-8R2	8.2	100KHZ	11.4m	5.8	10.0
OWIEP125-100	10	100KHZ	13.5m	5.0	9.00

- 1. Inductance tested at 0.25V. Tolerance of inductance:±20%(M)
- 2. DCR test temp. limits 25 °C.
- 3. This indicates the value of current when the inductance is 25% lower than its initial value at D.C. superposition or D.C. current.
- 4. To load current onto the components under normal ambience, which cause the temp, change as Δt=40 °C or more lower current.
- 5. Please refer saturated current or the minimum temperature current as standard.