



OWI73 TYPE

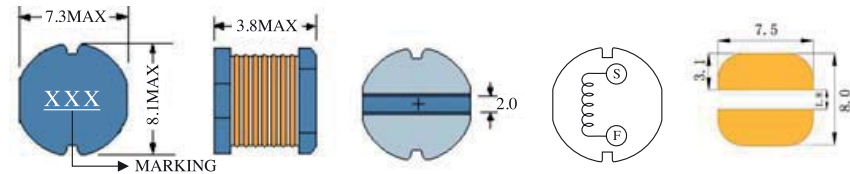


FEATURES

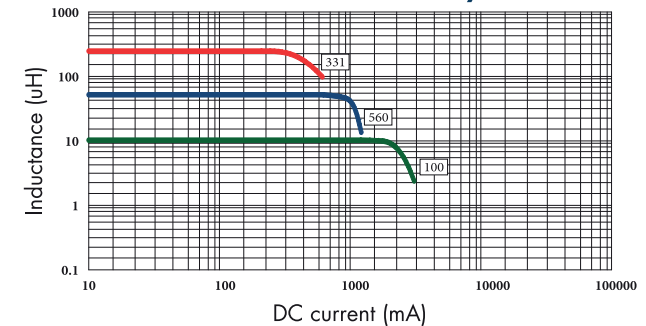
1. Various high power inductors are superior to be high saturation for surface mounting.

APPLICATIONS

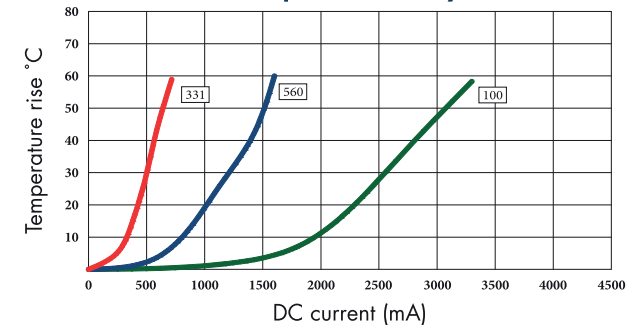
1. Power supply for VTR, OA equipment.
2. LCD television set, notebook PC.
3. Portable communication, equipments.
4. DC/DC converters, etc.



OWI73 Inductance decrease by current



OWI73 Temperature rise by current



ELECTRICAL CHARACTERISTICS FOR OWI73 SERIES

Part Number	Inductance (uH) ⁽¹⁾	Test Frequency	DC Resistance (Ω MAX) ⁽²⁾	Saturation Current (A) ⁽³⁾	Temperature Current (A) ⁽⁴⁾
OWI73-100	10	2.52MHZ	80m	1.44	2.40
OWI73-120	12	2.52MHZ	90m	1.39	2.20
OWI73-150	15	2.52MHZ	100m	1.24	2.00
OWI73-180	18	2.52MHZ	110m	1.12	1.80
OWI73-220	22	2.52MHZ	130m	1.07	1.65
OWI73-270	27	2.52MHZ	150m	0.94	1.50
OWI73-330	33	2.52MHZ	170m	0.85	1.40
OWI73-390	39	2.52MHZ	220m	0.74	1.30
OWI73-470	47	2.52MHZ	250m	0.68	1.22
OWI73-560	56	2.52MHZ	280m	0.64	1.13
OWI73-680	68	2.52MHZ	330m	0.59	1.05
OWI73-820	82	2.52MHZ	410m	0.54	0.96
OWI73-101	100	1KHZ	480m	0.51	0.88
OWI73-121	120	1KHZ	540m	0.49	0.80
OWI73-151	150	1KHZ	750m	0.40	0.72
OWI73-181	180	1KHZ	1.02	0.36	0.62
OWI73-221	220	1KHZ	1.20	0.31	0.54
OWI73-271	270	1KHZ	1.31	0.29	0.48
OWI73-331	330	1KHZ	1.50	0.28	0.44

1. Inductance tested at 0.25V. Tolerance of inductance: ±20%(M)
2. DCR test temp. limits 25 °C.
3. This indicates the value of current when the inductance is 10% lower than its initial value at D.C. superposition or D.C. current.
4. To load current onto the components under normal ambience, which cause the temp. change as Δt=40 °C or more lower current.
5. Please refer saturated current or the minimum temperature current as standard.