



OWI6012 TYPE

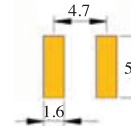
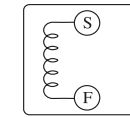
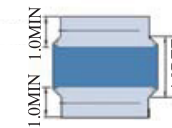
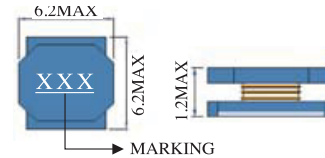


FEATURES

- 1. Low DC resistance, high rated current and high inductance. Inductance: 3.3 to 100uH.
- 2. The series exhibits low voltage drops and small variations in inductance with respect to temperature rise and DC current level. This makes them excellent for use as power supply line choke coils.

APPLICATIONS

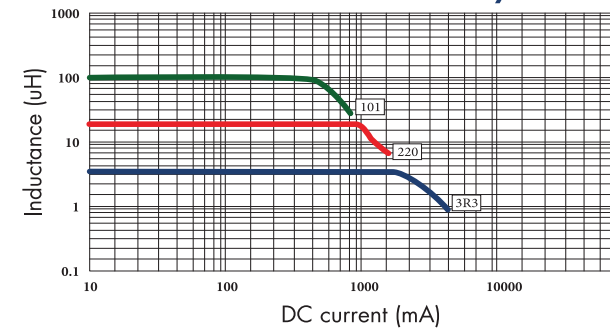
- 1. Portable communication, equipments.
- 2. DC/DC converters, etc.



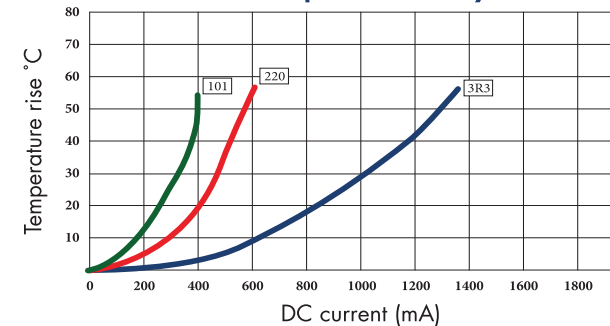
ELECTRICAL CHARACTERISTICS FOR OWI6012 SERIES

Part Number	Inductance (uH) ⁽¹⁾	Test Frequency	DC Resistance (Ω MAX) ⁽²⁾	Saturation Current (A) ⁽³⁾	Temperature Current (A) ⁽⁴⁾
OWI6012-3R3	3.3	100KHZ	180m	1.73	1.02
OWI6012-4R7	4.7	100KHZ	230m	1.50	0.96
OWI6012-6R8	6.8	100KHZ	330m	1.20	0.90
OWI6012-8R2	8.2	100KHZ	440m	1.10	0.77
OWI6012-100	10	100KHZ	480m	1.00	0.69
OWI6012-120	12	100KHZ	650m	0.92	0.62
OWI6012-150	15	100KHZ	760m	0.80	0.50
OWI6012-180	18	100KHZ	980m	0.75	0.48
OWI6012-220	22	100KHZ	1.14	0.67	0.48
OWI6012-270	27	100KHZ	1.53	0.60	0.43
OWI6012-330	33	100KHZ	1.75	0.58	0.38
OWI6012-390	39	100KHZ	1.92	0.53	0.36
OWI6012-470	47	100KHZ	2.40	0.49	0.34
OWI6012-560	56	100KHZ	2.76	0.43	0.33
OWI6012-680	68	100KHZ	3.30	0.39	0.30
OWI6012-820	82	100KHZ	3.67	0.36	0.27
OWI6012-101	100	100KHZ	4.60	0.32	0.22

OWI6012 Inductance decrease by current



OWI6012 Temperature rise by current



- 1. Inductance tested at 0.25V. Tolerance of inductance: ±20%
- 2. DCR test temp. limits 25 °C.
- 3. This indicates the value of current when the inductance is 10% lower than its initial value at D.C. superposition or D.C. current.
- 4. To load current onto the components under normal ambient conditions which cause the temp. change as Δt=40 °C or more lower current.
- 5. Please refer saturated current or the minimum temperature current as standard.