



### OWI52 TYPE

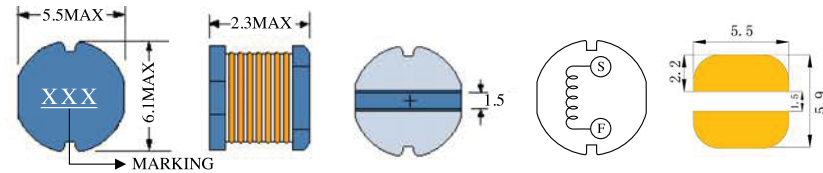


#### FEATURES

- 1. Various high power inductors are superior to be high saturation for surface mounting.

#### APPLICATIONS

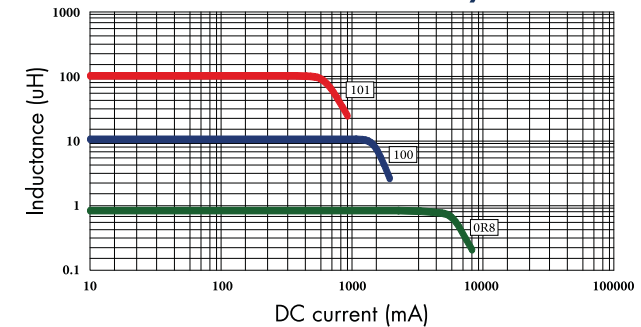
- 1. Power supply for VTR, OA equipment.
- 2. LCD television set, notebook PC.
- 3. Portable communication, equipments.
- 4. DC/DC converters, etc.



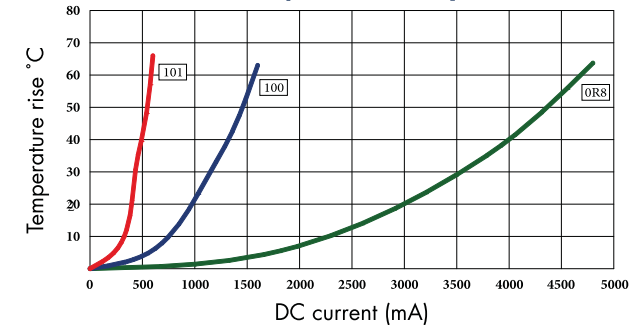
### ELECTRICAL CHARACTERISTICS FOR OWI52 SERIES

Part Number	Inductance (uH) <sup>(1)</sup>	Test Frequency	DC Resistance (Ω MAX) <sup>(2)</sup>	Saturation Current (A) <sup>(3)</sup>	Temperature Current (A) <sup>(4)</sup>
OWI52-R80	0.8	7.96MHZ	29m	3.00	3.50
OWI52-1R2	1.2	7.96MHZ	36m	2.80	3.30
OWI52-1R8	1.8	7.96MHZ	54m	2.40	2.50
OWI52-2R2	2.2	7.96MHZ	56m	2.20	2.30
OWI52-3R3	3.3	7.96MHZ	74m	2.00	2.00
OWI52-3R9	3.9	7.96MHZ	84m	1.80	1.80
OWI52-4R7	4.7	7.96MHZ	108m	1.66	1.65
OWI52-5R6	5.6	7.96MHZ	118m	1.53	1.50
OWI52-6R8	6.8	7.96MHZ	128m	1.39	1.40
OWI52-8R2	8.2	7.96MHZ	156m	1.20	1.32
OWI52-100	10	2.52MHZ	200m	1.15	1.15
OWI52-120	12	2.52MHZ	210m	1.02	1.05
OWI52-150	15	2.52MHZ	270m	0.88	0.96
OWI52-180	18	2.52MHZ	325m	0.80	0.88
OWI52-220	22	2.52MHZ	400m	0.74	0.84
OWI52-270	27	2.52MHZ	470m	0.66	0.78
OWI52-330	33	2.52MHZ	580m	0.62	0.70
OWI52-390	39	2.52MHZ	660m	0.56	0.64
OWI52-470	47	2.52MHZ	767m	0.53	0.58
OWI52-560	56	2.52MHZ	1.02	0.49	0.54
OWI52-680	68	2.52MHZ	1.165	0.44	0.50
OWI52-820	82	2.52MHZ	1.37	0.40	0.47
OWI52-101	100	1KHZ	1.44	0.37	0.44

#### OWI52 Inductance decrease by current



#### OWI52 Temperature rise by current



- 1. Inductance tested at 0.25V. Tolerance of inductance: 0.8uH: ±30%(N) 1.2uH~100uH: ±20%(M)
- 2. DCR test temp. limits 25 °C.
- 3. This indicates the value of current when the inductance is 10% lower than its initial value at D.C. superposition or D.C. current.
- 4. To load current onto the components under normal ambience, which cause the temp. change as Δt=40 °C or more lower current.
- 5. Please refer saturated current or the minimum temperature current as standard.