



OWI5040FH TYPE

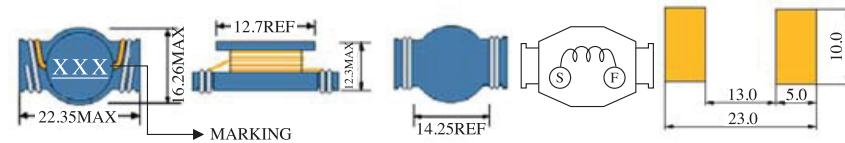


FEATURES

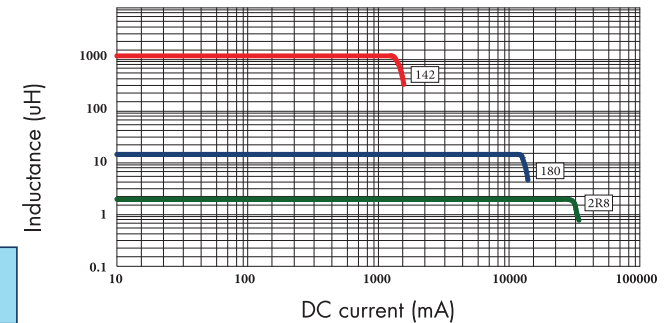
- 1. Various high power inductors are superior to be high saturation for surface mounting.

APPLICATIONS

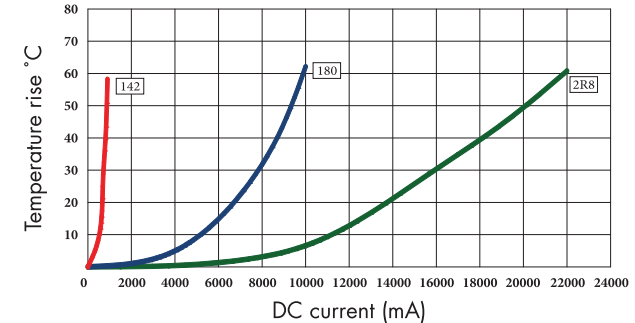
- 1. Power supply for VTR, OA equipment.
- 2. LCD television set, notebook PC.
- 3. Portable communication, equipments.
- 4. DC/DC converters, etc.



OWI5040FH Inductance decrease by current



OWI5040FH Temperature rise by current



ELECTRICAL CHARACTERISTICS FOR OWI5040FH SERIES

Part Number	Inductance (uH) ⁽¹⁾	Test Frequency	DC Resistance (Ω MAX) ⁽²⁾	Saturation Current (A) ⁽³⁾	Temperature Current (A) ⁽⁴⁾
OWI5040FH-2R8	2.8	100KHZ	5.2m	33.4	16.0
OWI5040FH-3R9	3.9	100KHZ	6.0m	26.8	14.0
OWI5040FH-6R8	6.8	100KHZ	9.0m	21.5	11.5
OWI5040FH-100	10	100KHZ	14.1m	17.8	10.0
OWI5040FH-120	12	100KHZ	15.5m	15.9	8.5
OWI5040FH-150	15	100KHZ	20m	13.8	8.0
OWI5040FH-180	18	100KHZ	22m	13.2	7.5
OWI5040FH-220	22	100KHZ	24m	11.8	6.8
OWI5040FH-330	33	100KHZ	37m	9.6	5.2
OWI5040FH-470	47	100KHZ	52m	7.8	4.4
OWI5040FH-680	68	100KHZ	67m	6.7	4.1
OWI5040FH-100	100	100KHZ	115m	5.6	3.2
OWI5040FH-331	330	100KHZ	325m	3.0	1.8
OWI5040FH-681	680	100KHZ	780m	2.0	1.1
OWI5040FH-142	1400	100KHZ	1.59	1.5	0.7

- 1. Inductance tested at 0.25V. Tolerance of inductance: 2.8uH~100uH: ±30%(N) 330uH~1400uH: ±20%(M)
- 2. DCR test temp. limits 25 °C.
- 3. This indicates the value of current when the inductance is 10% lower than its initial value at D.C. superposition or D.C. current.
- 4. To load current onto the components under normal ambience, which cause the temp. change as ΔT=40 °C or more lower current.
- 5. Please refer saturated current or the minimum temperature current as standard.