



OWI43 TYPE

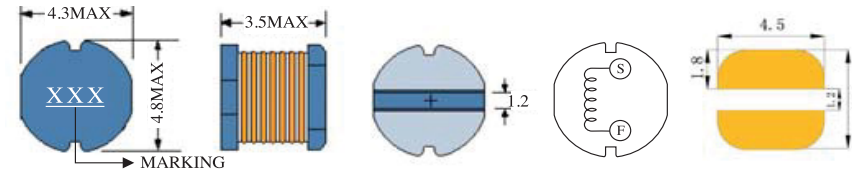


FEATURES

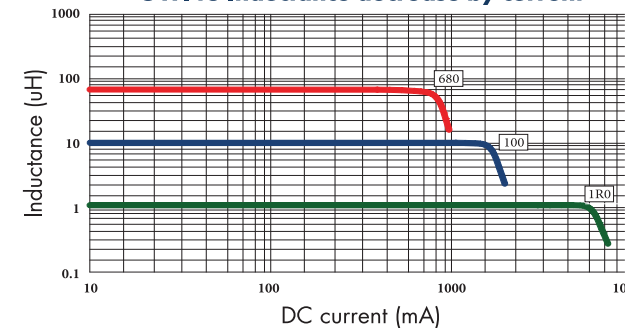
1. Various high power inductors are superior to be high saturation for surface mounting.

APPLICATIONS

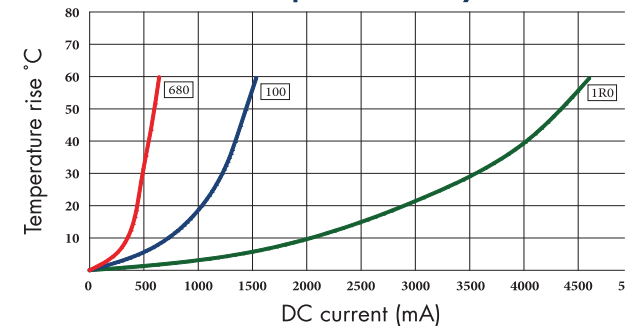
1. Power supply for VTR, OA equipment.
2. LCD television set, notebook PC.
3. Portable communication, equipments.
4. DC/DC converters, etc.



OWI43 Inductance decrease by current



OWI43 Temperature rise by current



ELECTRICAL CHARACTERISTICS FOR OWI43 SERIES

Part Number	Inductance (uH) ⁽¹⁾	Test Frequency	DC Resistance (Ω MAX) ⁽²⁾	Saturation Current (A) ⁽³⁾	Temperature Current (A) ⁽⁴⁾
OWI43-1R0	1.0	7.96MHZ	33m	3.80	3.20
OWI43-1R4	1.4	7.96MHZ	38m	3.30	3.10
OWI43-1R8	1.8	7.96MHZ	42m	2.91	2.90
OWI43-2R2	2.2	7.96MHZ	47m	2.60	2.70
OWI43-2R7	2.7	7.96MHZ	52m	2.43	2.50
OWI43-3R3	3.3	7.96MHZ	58m	2.15	2.15
OWI43-3R9	3.9	7.96MHZ	76m	1.98	1.98
OWI43-4R7	4.7	7.96MHZ	94m	1.70	1.72
OWI43-5R6	5.6	7.96MHZ	101m	1.60	1.68
OWI43-6R8	6.8	7.96MHZ	117m	1.41	1.58
OWI43-8R2	8.2	7.96MHZ	132m	1.26	1.40
OWI43-100	10	2.52MHZ	182m	1.15	1.25
OWI43-120	12	2.52MHZ	210m	1.05	1.20
OWI43-150	15	2.52MHZ	235m	0.92	1.10
OWI43-180	18	2.52MHZ	338m	0.84	0.95
OWI43-220	22	2.52MHZ	378m	0.76	0.86
OWI43-270	27	2.52MHZ	522m	0.71	0.74
OWI43-330	33	2.52MHZ	540m	0.64	0.72
OWI43-390	39	2.52MHZ	587m	0.59	0.64
OWI43-470	47	2.52MHZ	844m	0.54	0.60
OWI43-560	56	2.52MHZ	937m	0.50	0.54
OWI43-680	68	2.52MHZ	1117m	0.46	0.48

1. Inductance tested at 0.25V. Tolerance of inductance:
1.0uH: ±30%(N) 1.4uH~68uH: ±20%(M)
2. DCR test temp. limits 25 °C.
3. This indicates the value of current when the inductance is 10% lower than its initial value at D.C. superposition or D.C. curre
4. To load current onto the components under normal ambience, which cause the temp. change as Δt=40 °C or more lower curre
5. Please refer saturated current or the minimum temperature curre as standard.