



OWI4020FH TYPE

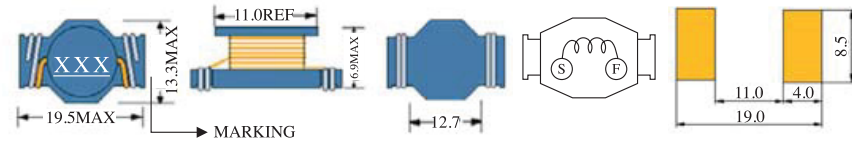


FEATURES

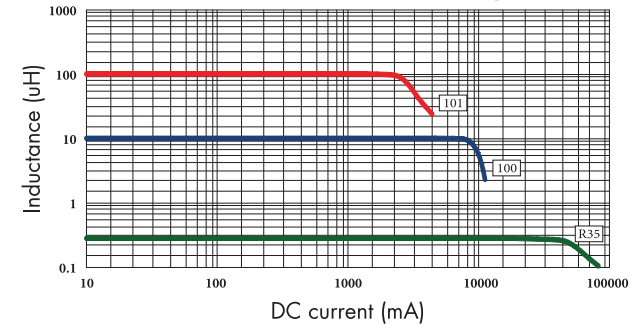
1. Various high power inductors are superior to be high saturation for surface mounting.

APPLICATIONS

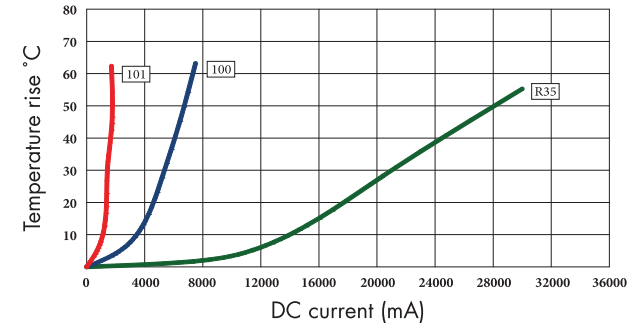
1. Power supply for VTR, OA equipment.
2. LCD television set, notebook PC.
3. Portable communication, equipments.
4. DC/DC converters, etc.



OWI4020FH Inductance decrease by current



OWI4020FH Temperature rise by current



ELECTRICAL CHARACTERISTICS FOR OWI4020FH SERIES

Part Number	Inductance (uH) ⁽¹⁾	Test Frequency	DC Resistance (Ω MAX) ⁽²⁾	Saturation Current (A) ⁽³⁾	Temperature Current (A) ⁽⁴⁾
OWI4020FH-R35	0.35	100KHZ	2.5m	25.1	20.0
OWI4020FH-1R0	1.0	100KHZ	4.3m	15.3	15.0
OWI4020FH-1R5	1.5	100KHZ	5.9m	12.0	13.5
OWI4020FH-2R2	2.2	100KHZ	7.5m	10.2	11.0
OWI4020FH-2R8	2.8	100KHZ	10m	9.3	9.60
OWI4020FH-4R7	4.7	100KHZ	15m	7.7	7.70
OWI4020FH-6R8	6.8	100KHZ	22m	6.2	6.20
OWI4020FH-100	10	100KHZ	27m	5.2	5.20
OWI4020FH-150	15	100KHZ	45m	4.3	4.10
OWI4020FH-220	22	100KHZ	63m	3.7	3.50
OWI4020FH-330	33	100KHZ	102m	3.0	2.80
OWI4020FH-470	47	100KHZ	132m	2.4	2.10
OWI4020FH-680	68	100KHZ	185m	2.0	1.90
OWI4020FH-101	100	100KHZ	265m	1.8	1.45

1. Inductance tested at 0.25V. Tolerance of inductance: 0.35uH~2.8uH: ±30%(N) 4.7uH~100uH: ±20%(M)
2. DCR test temp. limits 25 °C.
3. This indicates the value of current when the inductance is 10% lower than its initial value at D.C. superposition or D.C. current.
4. To load current onto the components under normal ambience, which cause the temp. change as Δt=40 °C or more lower current.
5. Please refer saturated current or the minimum temperature current as standard.