



OWI3DF TYPE

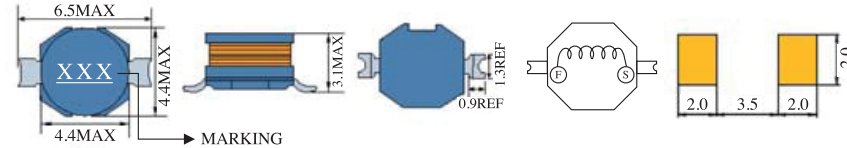


FEATURES

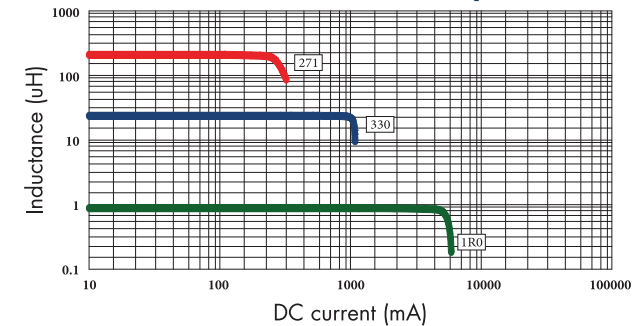
- 1. Various high power inductors are superior to be high saturation for surface mounting.

APPLICATIONS

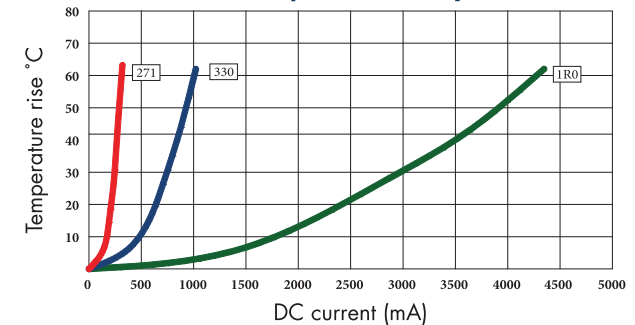
- 1. Power supply for VTR, OA equipment.
- 2. LCD television set, notebook PC.
- 3. Portable communication, equipments.
- 4. DC/DC converters, etc.



OWI3DF Inductance decrease by current



OWI3DF Temperature rise by current



ELECTRICAL CHARACTERISTICS FOR OWI3DF SERIES

Part Number	Inductance (uH) ⁽¹⁾	Test Frequency	DC Resistance (Ω MAX) ⁽²⁾	Saturation Current (A) ⁽³⁾	Temperature Current (A) ⁽⁴⁾
OWI3DF-1R0	1.0	100KHZ	72m	1.34	2.90
OWI3DF-1R5	1.5	100KHZ	84m	1.22	2.60
OWI3DF-2R2	2.2	100KHZ	108m	1.08	2.30
OWI3DF-3R3	3.3	100KHZ	134m	0.97	2.00
OWI3DF-4R7	4.7	100KHZ	160m	0.91	1.80
OWI3DF-6R8	6.8	100KHZ	197m	0.79	1.50
OWI3DF-100	10	100KHZ	330m	0.63	1.10
OWI3DF-120	12	100KHZ	350m	0.59	1.00
OWI3DF-150	15	100KHZ	400m	0.56	0.92
OWI3DF-180	18	100KHZ	450m	0.51	0.88
OWI3DF-220	22	100KHZ	534m	0.47	0.86
OWI3DF-270	27	100KHZ	618m	0.43	0.80
OWI3DF-330	33	100KHZ	903m	0.37	0.72
OWI3DF-390	39	100KHZ	1.01	0.34	0.62
OWI3DF-470	47	100KHZ	1.36	0.29	0.56
OWI3DF-560	56	100KHZ	1.52	0.28	0.52
OWI3DF-680	68	100KHZ	1.71	0.26	0.48
OWI3DF-820	82	100KHZ	2.31	0.22	0.43
OWI3DF-101	100	100KHZ	2.64	0.21	0.40
OWI3DF-121	120	100KHZ	3.50	0.19	0.36
OWI3DF-151	150	100KHZ	4.13	0.17	0.33
OWI3DF-181	180	100KHZ	4.53	0.16	0.30
OWI3DF-221	220	100KHZ	6.65	0.13	0.27
OWI3DF-271	270	100KHZ	7.52	0.12	0.24

1. Inductance tested at 0.25V. Tolerance of inductance: 1.0uH~6.8uH: ±30%(N) 10uH~270uH: ±20%(M)
2. DCR test temp. limits 25°C.
3. This indicates the value of current when the inductance is 10% lower than its initial value at D.C. superposition or D.C. current.
4. To load current onto the components under normal ambience, which cause the temp. change as Δt=40°C or more lower current.
5. Please refer saturated current or the minimum temperature current as standard.