




OWI32B TYPE

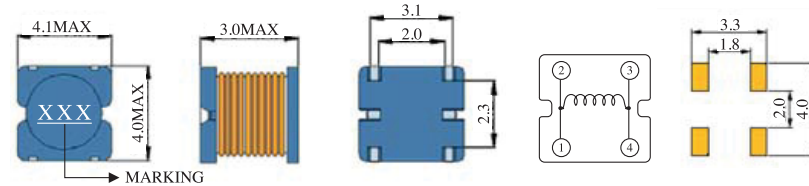


FEATURES

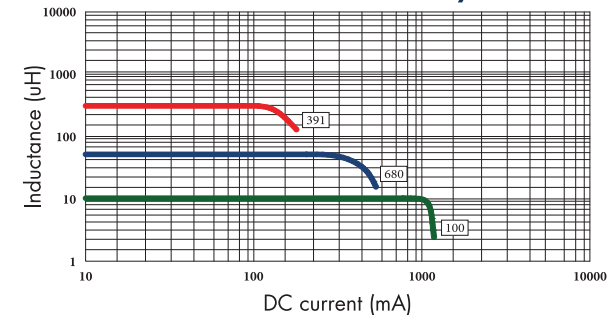
- 1. Various high power inductors are superior to be high saturation for surface mounting.

APPLICATIONS

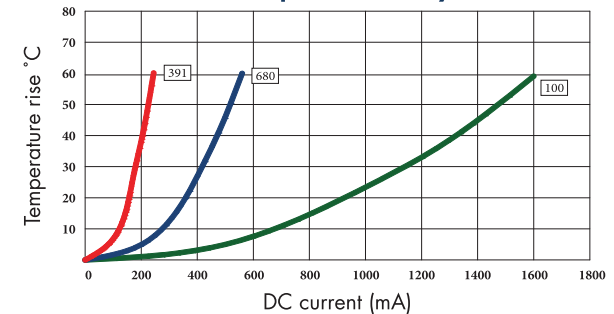
- 1. Power supply for VTR, OA equipment.
- 2. LCD television set, notebook PC.
- 3. Portable communication, equipments.
- 4. DC/DC converters, etc.



OWI32B Inductance decrease by current



OWI32B Temperature rise by current



ELECTRICAL CHARACTERISTICS FOR OWI32B SERIES

Part Number	Inductance (uH) ⁽¹⁾	Test Frequency	DC Resistance (Ω MAX) ⁽²⁾	Saturation Current (A) ⁽³⁾	Temperature Current (A) ⁽⁴⁾
OWI32B-100	10	100KHZ	0.23	0.760	1.00
OWI32B-120	12	100KHZ	0.27	0.685	0.92
OWI32B-150	15	100KHZ	0.31	0.635	0.86
OWI32B-180	18	100KHZ	0.41	0.525	0.80
OWI32B-220	22	100KHZ	0.47	0.500	0.74
OWI32B-270	27	100KHZ	0.66	0.405	0.68
OWI32B-330	33	100KHZ	0.76	0.380	0.58
OWI32B-390	39	100KHZ	0.85	0.355	0.50
OWI32B-470	47	100KHZ	0.97	0.330	0.45
OWI32B-560	56	100KHZ	1.25	0.290	0.43
OWI32B-680	68	100KHZ	1.45	0.275	0.40
OWI32B-820	82	100KHZ	1.85	0.235	0.36
OWI32B-101	100	100KHZ	2.20	0.220	0.32
OWI32B-121	120	100KHZ	2.90	0.185	0.29
OWI32B-151	150	100KHZ	3.40	0.170	0.25
OWI32B-181	180	100KHZ	3.90	0.165	0.23
OWI32B-221	220	100KHZ	4.50	0.155	0.21
OWI32B-271	270	100KHZ	6.00	0.135	0.20
OWI32B-331	330	100KHZ	7.00	0.125	0.18
OWI32B-391	390	100KHZ	7.80	0.115	0.17

- 1. Inductance tested at 0.25V. Tolerance of inductance:±20%(M)
- 2. DCR test temp. limits 25°C.
- 3. This indicates the value of current when the inductance is 10% lower than its initial value at D.C. superposition or D.C. current.
- 4. To load current onto the components under normal ambience, which cause the temp, change as Δt=40°C or more lower current.
- 5. Please refer saturated current or the minimum temperature current as standard.