



OWI31 TYPE

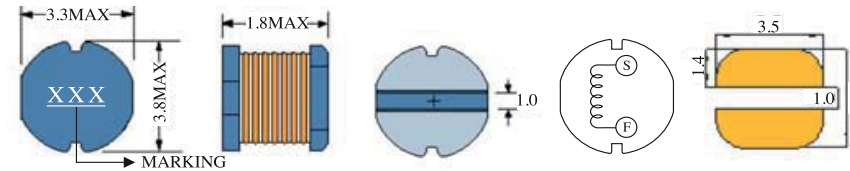


FEATURES

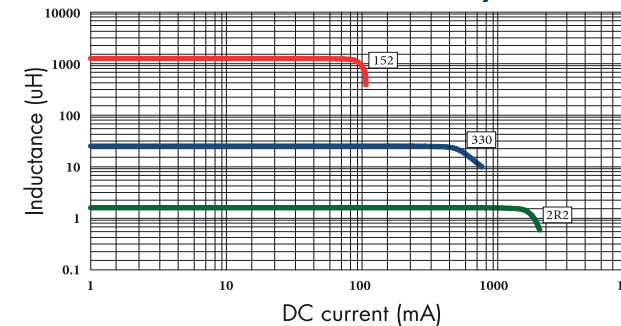
1. Various high power inductors are superior to be high saturation for surface mounting.

APPLICATIONS

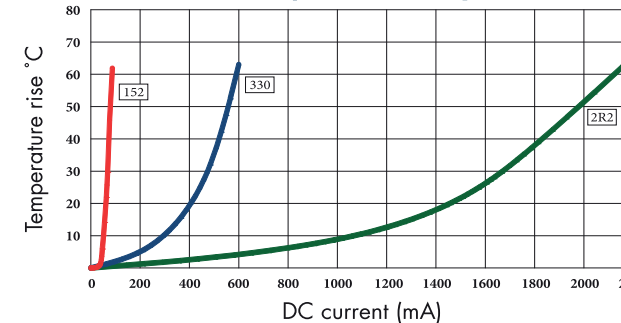
1. Power supply for VTR, OA equipment.
2. LCD television set, notebook PC.
3. Portable communication, equipments.
4. DC/DC converters, etc.



OWI31 Inductance decrease by current



OWI31 Temperature rise by current



ELECTRICAL CHARACTERISTICS FOR OWI31 SERIES

Part Number	Inductance (uH) ⁽¹⁾	Test Frequency	DC Resistance (Ω MAX) ⁽²⁾	Saturation Current (A) ⁽³⁾	Temperature Current (A) ⁽⁴⁾
OWI31-2R2	2.2	1MHZ	0.10	0.79	1.60
OWI31-4R7	4.7	1MHZ	0.19	0.65	1.05
OWI31-100	10	1MHZ	0.35	0.45	0.80
OWI31-150	15	1MHZ	0.65	0.30	0.64
OWI31-220	22	1MHZ	0.76	0.25	0.52
OWI31-330	33	1MHZ	1.2	0.20	0.46
OWI31-470	47	1MHZ	1.7	0.17	0.35
OWI31-680	68	1MHZ	2.5	0.13	0.29
OWI31-101	100	1KHZ	3.4	0.10	0.25
OWI31-122	1200	1KHZ	45.6	0.05	0.08
OWI31-152	1500	1KHZ	66.0	0.03	0.066

1. Inductance tested at 0.25V. Tolerance of inductance: ±20%(M)
2. DCR test temp. limits 25 °C.
3. This indicates the value of current when the inductance is 10% lower than its initial value at D.C. superposition or D.C current.
4. To load current onto the components under normal ambience which cause the temp. change as Δt=40 °C or more lower current.
5. Please refer saturated current or the minimum temperature current as standard.