



OWI1812 TYPE

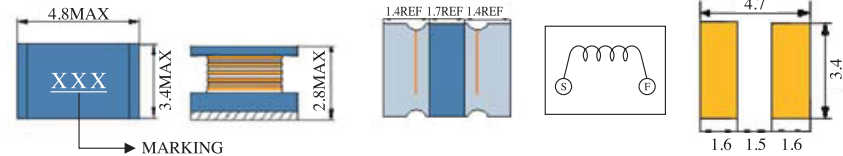


FEATURES

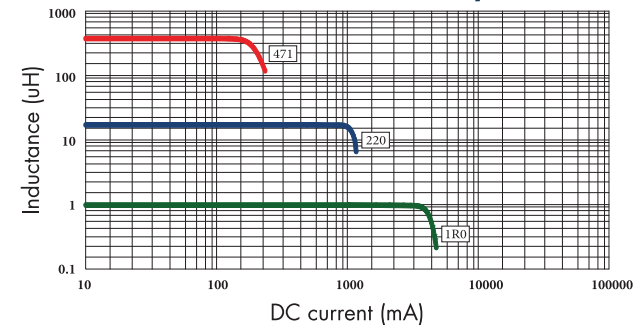
1. Low DC resistance, high rated current and high inductance.
Inductance: 1.0 to 470uH.
2. The series exhibits low voltage drops and small variations in inductance with respect to temperature rise and DC current level. This makes them excellent for use as power supply line choke coils.

APPLICATIONS

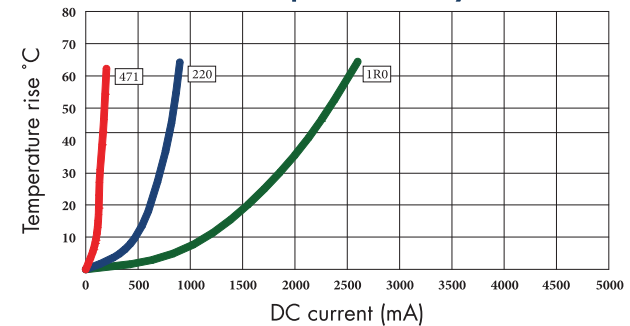
1. Portable communication, equipments.
2. DC/DC converters, etc.



OWI1812 Inductance decrease by current



OWI1812 Temperature rise by current



ELECTRICAL CHARACTERISTICS FOR OWI1812 SERIES

Part Number	Inductance (uH) ⁽¹⁾	Test Frequency	DC Resistance (Ω MAX) ⁽²⁾	Saturation Current (A) ⁽³⁾	Temperature Current (A) ⁽⁴⁾
OWI1812-1R0	1.0	1MHZ	104m	1.08	1.75
OWI1812-1R5	1.5	1MHZ	117m	1.00	1.64
OWI1812-2R2	2.2	1MHZ	143m	0.90	1.55
OWI1812-3R3	3.3	1MHZ	169m	0.80	1.42
OWI1812-4R7	4.7	1MHZ	195m	0.75	1.32
OWI1812-6R8	6.8	1MHZ	260m	0.72	1.23
OWI1812-100	10	1MHZ	312m	0.65	1.12
OWI1812-150	15	1MHZ	416m	0.57	0.96
OWI1812-220	22	1MHZ	780m	0.42	0.70
OWI1812-330	33	1MHZ	1.30	0.31	0.50
OWI1812-470	47	1MHZ	1.43	0.28	0.45
OWI1812-680	68	1MHZ	2.21	0.22	0.38
OWI1812-101	100	1MHZ	2.86	0.19	0.34
OWI1812-151	150	1MHZ	4.55	0.13	0.28
OWI1812-221	220	1MHZ	5.20	0.11	0.24
OWI1812-331	330	1MHZ	8.84	0.10	0.19
OWI1812-471	470	1KHZ	15.0	0.09	0.13

1. Inductance tested at 0.25V. Tolerance of inductance:
1.0uH~6.8uH: ±20%(M) 10uH~470uH: ±10%(K)
2. DCR test temp. limits 25 °C.
3. This indicates the value of current when the inductance is 10% lower than its initial value at D.C. superposition or D.C. current.
4. To load current onto the components under normal ambience, which cause the temp. change as Δt=40 °C or more lower current.
5. Please refer saturated current or the minimum temperature current as standard.