



### OWI1608F TYPE

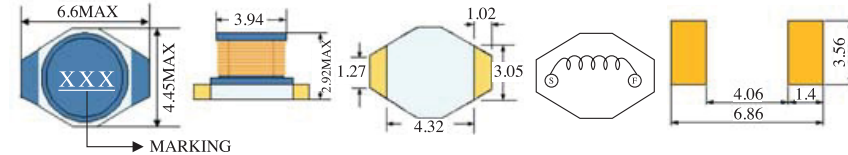


#### FEATURES

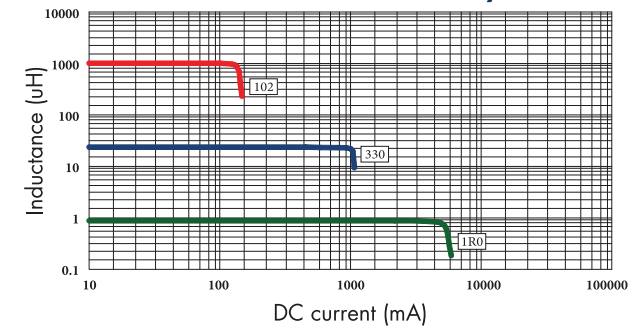
- 1. Various high power inductors are superior to be high saturation for surface mounting.

#### APPLICATIONS

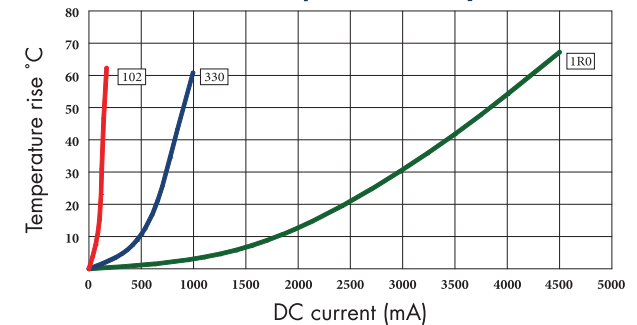
- 1. Power supply for VTR, OA equipment.
- 2. LCD television set, notebook PC.
- 3. Portable communication, equipments.
- 4. DC/DC converters, etc.



#### OWI1608F Inductance decrease by current



#### OWI1608F Temperature rise by current



- 1. Inductance tested at 0.25V. Tolerance of inductance: 1.0uH~6.8uH: ±30%(N) 10uH~1000uH: ±20%(M)
- 2. DCR test temp. limits 25 °C.
- 3. This indicates the value of current when the inductance is 10% lower than its initial value at D.C. superposition or D.C. current.
- 4. To load current onto the components under normal ambience, which cause the temp. change as Δt=40 °C or more lower current.
- 5. Please refer saturated current or the minimum temperature current as standard.

### ELECTRICAL CHARACTERISTICS FOR OWI1608F SERIES

Part Number	Inductance (uH) <sup>(1)</sup>	Test Frequency	DC Resistance (Ω MAX) <sup>(2)</sup>	Saturation Current (A) <sup>(3)</sup>	Temperature Current (A) <sup>(4)</sup>
OWI1608F-1R0	1.0	100KHZ	0.05	2.90	2.90
OWI1608F-1R5	1.5	100KHZ	0.05	2.60	2.80
OWI1608F-2R2	2.2	100KHZ	0.07	2.30	2.40
OWI1608F-3R3	3.3	100KHZ	0.08	2.00	2.00
OWI1608F-4R7	4.7	100KHZ	0.09	1.50	1.80
OWI1608F-6R8	6.8	100KHZ	0.13	1.20	1.10
OWI1608F-100	10	100KHZ	0.16	1.10	1.30
OWI1608F-150	15	100KHZ	0.26	0.90	0.92
OWI1608F-220	22	100KHZ	0.37	0.70	0.86
OWI1608F-270	27	100KHZ	0.44	0.65	0.80
OWI1608F-330	33	100KHZ	0.51	0.58	0.72
OWI1608F-470	47	100KHZ	0.75	0.50	0.56
OWI1608F-680	68	100KHZ	1.10	0.40	0.48
OWI1608F-101	100	100KHZ	1.56	0.31	0.40
OWI1608F-151	150	100KHZ	2.40	0.27	0.33
OWI1608F-221	220	100KHZ	3.60	0.22	0.27
OWI1608F-331	330	100KHZ	5.80	0.18	0.20
OWI1608F-471	470	100KHZ	7.25	0.16	0.18
OWI1608F-681	680	100KHZ	12.0	0.14	0.15
OWI1608F-102	1000	100KHZ	20.2	0.10	0.12