




OWI1206 TYPE

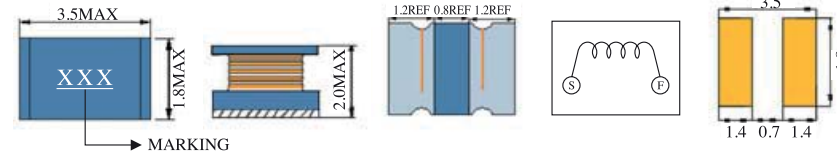


FEATURES

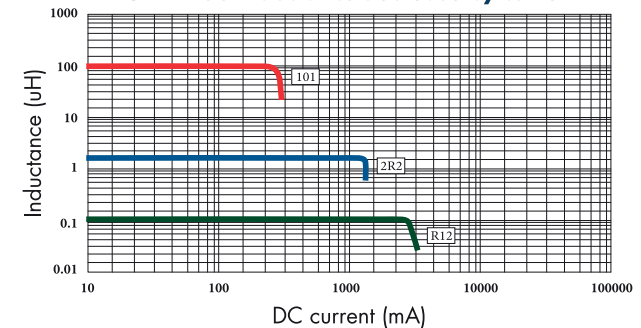
1. Low DC resistance, high rated current and high inductance.
Inductance: 0.12 to 100uH.
2. The series exhibits low voltage drops and small variations in inductance with respect to temperature rise and DC current level. This makes them excellent for use as power supply line choke coils.

APPLICATIONS

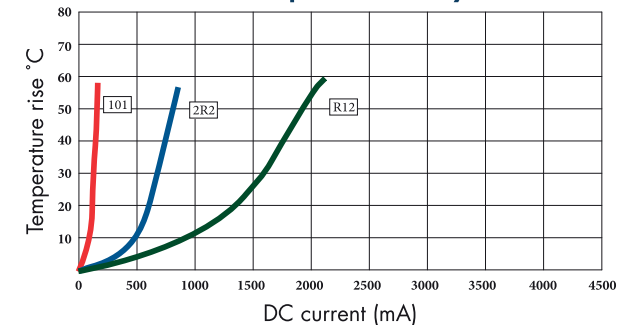
1. Portable communication, equipments.
2. DC/DC converters, etc.



OWI1206 Inductance decrease by current



OWI1206 Temperature rise by current



ELECTRICAL CHARACTERISTICS FOR OWI1206 SERIES

Part Number	Inductance (uH) ⁽¹⁾	Test Frequency	DC Resistance (Ω MAX) ⁽²⁾	Saturation Current (A) ⁽³⁾	Temperature Current (A) ⁽⁴⁾
OWI1206-R12	0.12	1MHZ	112m	0.97	1.60
OWI1206-R22	0.22	1MHZ	140m	0.85	1.35
OWI1206-R47	0.47	1MHZ	210m	0.70	1.08
OWI1206-1R0	1.0	1MHZ	364m	0.51	0.78
OWI1206-2R2	2.2	1MHZ	533m	0.43	0.66
OWI1206-4R7	4.7	1MHZ	845m	0.34	0.58
OWI1206-100	10	1MHZ	1.69	0.23	0.40
OWI1206-220	22	1MHZ	3.90	0.16	0.25
OWI1206-470	47	1MHZ	10.40	0.10	0.15
OWI1206-101	100	1MHZ	15.60	0.08	0.12

1. Inductance tested at 0.25V. Tolerance of inductance:
0.12uH~0.47uH: ±30%(N) 1.0uH~4.7uH: ±20%(M)
10uH~100uH: ±10%(K)
2. DCR test temp. limits 25 °C.
3. This indicates the value of current when the inductance is 10% lower than its initial value at D.C. superposition or D.C. current.
4. To load current onto the components under normal ambience, which cause the temp, change as Δt=40 °C or more lower current.
5. Please refer saturated current or the minimum temperature current as standard.