



OWI108 TYPE

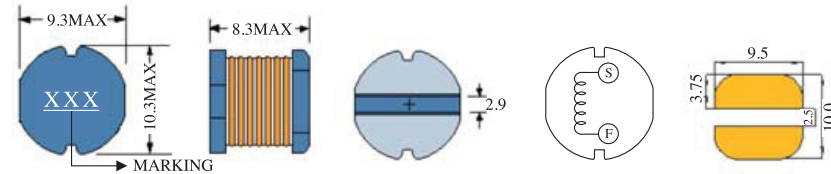


FEATURES

- 1. Various high power inductors are superior to be high saturation for surface mounting.

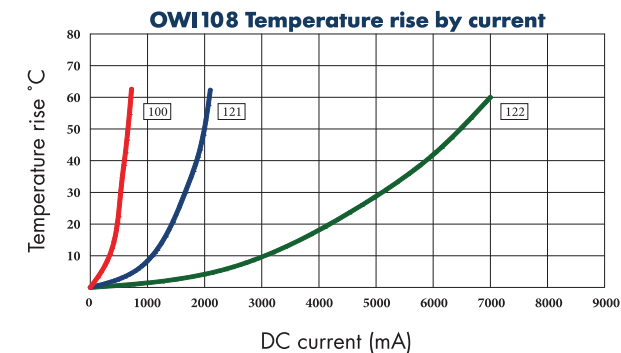
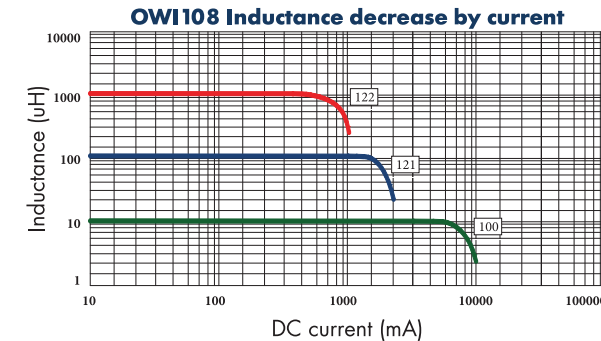
APPLICATIONS

- 1. Power supply for VTR, OA equipment.
- 2. LCD television set, notebook PC.
- 3. Portable communication, equipments.
- 4. DC/DC converters, etc.



ELECTRICAL CHARACTERISTICS FOR OW108 SERIES

Part Number	Inductance (uH) ⁽¹⁾	Test Frequency	DC Resistance (Ω MAX) ⁽²⁾	Saturation Current (A) ⁽³⁾	Temperature Current (A) ⁽⁴⁾
OWI108-100	10	2.52MHZ	36m	4.05	4.70
OWI108-120	12	2.52MHZ	38m	3.60	4.45
OWI108-150	15	2.52MHZ	40m	3.34	4.00
OWI108-180	18	2.52MHZ	50m	3.05	3.50
OWI108-220	22	2.52MHZ	60m	2.80	3.40
OWI108-270	27	2.52MHZ	70m	2.50	3.30
OWI108-330	33	2.52MHZ	80m	2.40	3.20
OWI108-390	39	2.52MHZ	90m	2.20	2.90
OWI108-470	47	2.52MHZ	0.11	2.00	2.60
OWI108-560	56	2.52MHZ	0.12	1.90	2.40
OWI108-680	68	2.52MHZ	0.15	1.80	2.30
OWI108-820	82	2.52MHZ	0.19	1.60	2.00
OWI108-101	100	1KHZ	0.23	1.50	1.80
OWI108-121	120	1KHZ	0.32	1.40	1.50
OWI108-151	150	1KHZ	0.37	1.30	1.43
OWI108-181	180	1KHZ	0.42	1.20	1.32
OWI108-221	220	1KHZ	0.44	1.00	1.14
OWI108-271	270	1KHZ	0.55	0.95	0.93
OWI108-331	330	1KHZ	0.60	0.90	0.90
OWI108-391	390	1KHZ	0.67	0.80	0.80
OWI108-471	470	1KHZ	0.88	0.70	0.75
OWI108-561	560	1KHZ	1.04	0.65	0.73
OWI108-681	680	1KHZ	1.18	0.60	0.72
OWI108-821	820	1KHZ	1.38	0.50	0.70
OWI108-102	1000	1KHZ	1.74	0.48	0.63
OWI108-122	1200	1KHZ	1.92	0.45	0.54



1. Inductance tested at 0.25V. Tolerance of inductance: ±20%(M)
2. DCR test temp. limits 25 °C.
3. This indicates the value of current when the inductance is 10% lower than its initial value at D.C. superposition or D.C. current.
4. To load current onto the components under normal ambience, which cause the temp. change as Δt=40 °C or more lower current.
5. Please refer saturated current or the minimum temperature current as standard.