



OWI105B TYPE

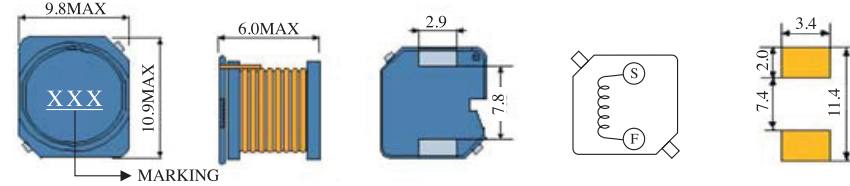


FEATURES

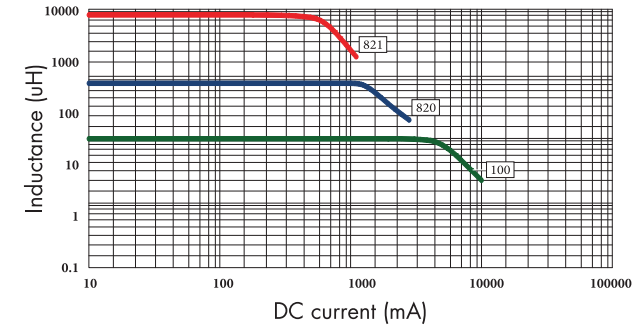
- 1. Various high power inductors are superior to be high saturation for surface mounting.

APPLICATIONS

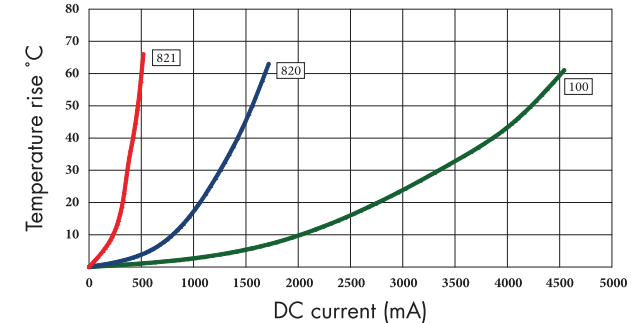
- 1. Power supply for VTR, OA equipment.
- 2. LCD television set, notebook PC.
- 3. Portable communication, equipments.
- 4. DC/DC converters, etc.



OWI105B Inductance decrease by current



OWI105B Temperature rise by current



ELECTRICAL CHARACTERISTICS FOR OWI105B SERIES

Part Number	Inductance (uH) ⁽¹⁾	Test Frequency	DC Resistance (Ω MAX) ⁽²⁾	Saturation Current (A) ⁽³⁾	Temperature Current (A) ⁽⁴⁾
OWI105B-100	10	2.52MHZ	60m	2.60	3.50
OWI105B-120	12	2.52MHZ	70m	2.45	3.20
OWI105B-150	15	2.52MHZ	80m	2.27	2.90
OWI105B-180	18	2.52MHZ	90m	2.15	2.60
OWI105B-220	22	2.52MHZ	100m	1.95	2.40
OWI105B-270	27	2.52MHZ	136m	1.76	2.10
OWI105B-330	33	2.52MHZ	160m	1.50	1.90
OWI105B-390	39	2.52MHZ	175m	1.37	1.80
OWI105B-470	47	2.52MHZ	210m	1.28	1.60
OWI105B-560	56	2.52MHZ	250m	1.17	1.45
OWI105B-680	68	2.52MHZ	285m	1.11	1.35
OWI105B-820	82	2.52MHZ	333m	1.00	1.30
OWI105B-101	100	1KHZ	370m	0.97	1.20
OWI105B-121	120	1KHZ	430m	0.89	1.08
OWI105B-151	150	1KHZ	550m	0.78	0.96
OWI105B-181	180	1KHZ	630m	0.72	0.86
OWI105B-221	220	1KHZ	730m	0.66	0.82
OWI105B-271	270	1KHZ	970m	0.57	0.72
OWI105B-331	330	1KHZ	1.26	0.52	0.66
OWI105B-391	390	1KHZ	1.30	0.48	0.58
OWI105B-471	470	1KHZ	1.70	0.42	0.52
OWI105B-561	560	1KHZ	1.90	0.33	0.47
OWI105B-681	680	1KHZ	2.60	0.28	0.43
OWI105B-821	820	1KHZ	3.10	0.24	0.39

- 1. Inductance tested at 0.25V. Tolerance of inductance: ±20%(M)
- 2. DCR test temp. limits 25 °C.
- 3. This indicates the value of current when the inductance is 10% lower than its initial value at D.C. superposition or D.C. current.
- 4. To load current onto the components under normal ambience, which cause the temp. change as Δt=40 °C or more lower current.
- 5. Please refer saturated current or the minimum temperature current as standard.