



OWI105 TYPE

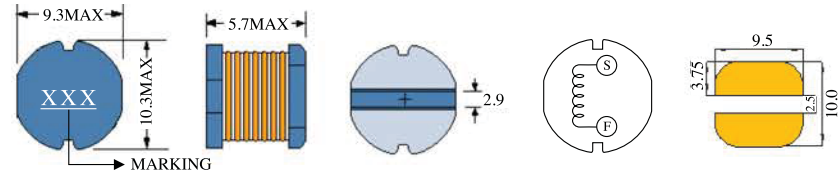


FEATURES

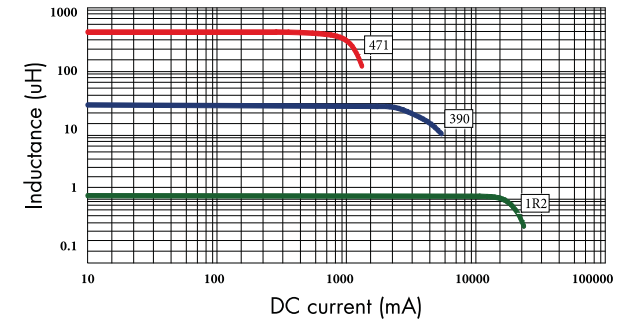
- 1. Various high power inductors are superior to be high saturation for surface mounting.

APPLICATIONS

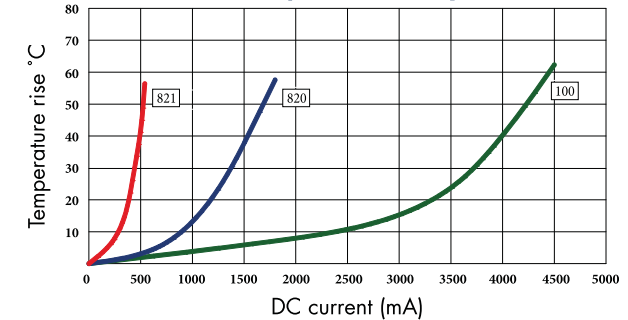
- 1. Power supply for VTR, OA equipment.
- 2. LCD television set, notebook PC.
- 3. Portable communication, equipments.
- 4. DC/DC converters, etc.



OWI105 Inductance decrease by current



OWI105 Temperature rise by current



- 1. Inductance tested at 0.25V. Tolerance of inductance: $\pm 20\%$ (M)
- 2. DCR test temp. limits 25°C.
- 3. This indicates the value of current when the inductance is 10% lower than its initial value at D.C. superposition or D.C. current.
- 4. To load current onto the components under normal ambience, which cause the temp, change as $\Delta t=40^\circ\text{C}$ or more lower current.
- 5. Please refer saturated current or the minimum temperature current as standard.

ELECTRICAL CHARACTERISTICS FOR OWI105 SERIES

Part Number	Inductance (uH) ⁽¹⁾	Test Frequency	DC Resistance (Ω MAX) ⁽²⁾	Saturation Current (A) ⁽³⁾	Temperature Current (A) ⁽⁴⁾
OWI105-100	10	2.52MHZ	0.06	2.60	3.60
OWI105-120	12	2.52MHZ	0.07	2.45	3.30
OWI105-150	15	2.52MHZ	0.08	2.27	3.00
OWI105-180	18	2.52MHZ	0.09	2.15	2.60
OWI105-220	22	2.52MHZ	0.10	1.95	2.40
OWI105-270	27	2.52MHZ	0.11	1.76	2.30
OWI105-330	33	2.52MHZ	0.12	1.50	2.16
OWI105-390	39	2.52MHZ	0.14	1.37	2.00
OWI105-470	47	2.52MHZ	0.17	1.28	1.80
OWI105-560	56	2.52MHZ	0.19	1.17	1.60
OWI105-680	68	2.52MHZ	0.22	1.11	1.50
OWI105-820	82	2.52MHZ	0.25	1.00	1.40
OWI105-101	100	1KHZ	0.35	0.97	1.30
OWI105-121	120	1KHZ	0.40	0.89	1.20
OWI105-151	150	1KHZ	0.47	0.78	1.05
OWI105-181	180	1KHZ	0.63	0.72	1.00
OWI105-221	220	1KHZ	0.73	0.66	0.90
OWI105-271	270	1KHZ	0.97	0.57	0.78
OWI105-331	330	1KHZ	1.15	0.52	0.68
OWI105-391	390	1KHZ	1.30	0.48	0.56
OWI105-471	470	1KHZ	1.48	0.42	0.48
OWI105-561	560	1KHZ	1.90	0.33	0.46
OWI105-681	680	1KHZ	2.25	0.28	0.45
OWI105-821	820	1KHZ	2.55	0.24	0.43