



OWIRH74 TYPE

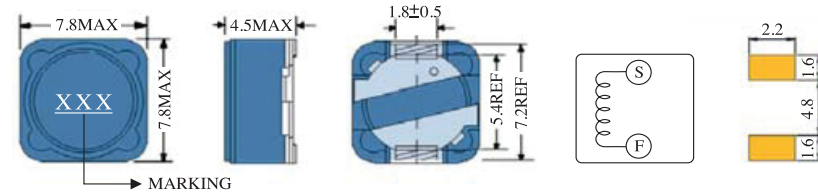


FEATURES

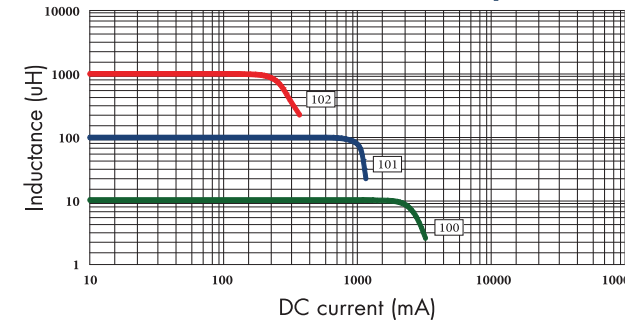
- 1. Various high power inductors are superior to be high saturation for surface mounting.

APPLICATIONS

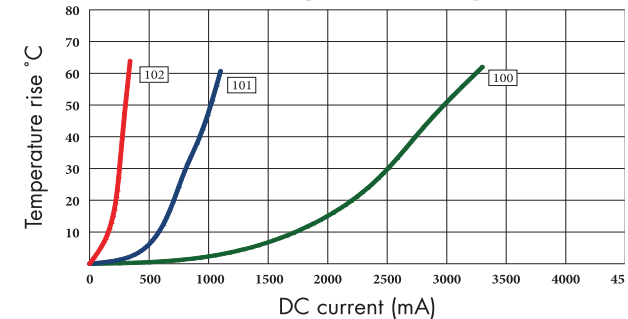
- 1. Power supply for VTR, OA equipment.
- 2. LCD television set, notebook PC.
- 3. Portable communication, equipments.
- 4. DC/DC converters, etc.



OWIRH74 Inductance decrease by current



OWIRH74 Temperature rise by current



ELECTRICAL CHARACTERISTICS FOR OWIRH74 SERIES

Part Number	Inductance (uH) ⁽¹⁾	Test Frequency	DC Resistance (Ω MAX) ⁽²⁾	Saturation Current (A) ⁽³⁾	Temperature Current (A) ⁽⁴⁾
OWIRH74-100	10	1KHZ	53m	1.84	2.40
OWIRH74-120	12	1KHZ	58m	1.71	2.21
OWIRH74-150	15	1KHZ	81m	1.47	2.09
OWIRH74-180	18	1KHZ	91m	1.31	1.81
OWIRH74-220	22	1KHZ	0.11	1.23	1.73
OWIRH74-270	27	1KHZ	0.15	1.12	1.60
OWIRH74-330	33	1KHZ	0.17	0.96	1.36
OWIRH74-390	39	1KHZ	0.23	0.91	1.26
OWIRH74-470	47	1KHZ	0.26	0.88	1.18
OWIRH74-560	56	1KHZ	0.35	0.75	1.05
OWIRH74-680	68	1KHZ	0.38	0.69	1.04
OWIRH74-820	82	1KHZ	0.43	0.61	0.91
OWIRH74-101	100	1KHZ	0.61	0.60	0.75
OWIRH74-121	120	1KHZ	0.66	0.52	0.70
OWIRH74-151	150	1KHZ	0.88	0.46	0.65
OWIRH74-181	180	1KHZ	0.98	0.42	0.60
OWIRH74-221	220	1KHZ	1.17	0.36	0.55
OWIRH74-271	270	1KHZ	1.64	0.34	0.55
OWIRH74-331	330	1KHZ	1.86	0.32	0.47
OWIRH74-391	390	1KHZ	2.85	0.29	0.42
OWIRH74-471	470	1KHZ	3.01	0.26	0.38
OWIRH74-561	560	1KHZ	3.62	0.23	0.32
OWIRH74-681	680	1KHZ	4.63	0.22	0.30
OWIRH74-821	820	1KHZ	5.20	0.20	0.25
OWIRH74-102	1000	1KHZ	6.00	0.18	0.25

- 1. Inductance tested at 0.25V. Tolerance of inductance:±20%(M)
- 2. DCR test temp. limits 25 °C.
- 3. This indicates the value of current when the inductance is 25% lower than its initial value at D.C. superposition or D.C. current.
- 4. To load current onto the components under normal ambience, which cause the temp. change as Δt=40 °C or more lower current.
- 5. Please refer saturated current or the minimum temperature current as standard.