



OWIRH73 TYPE

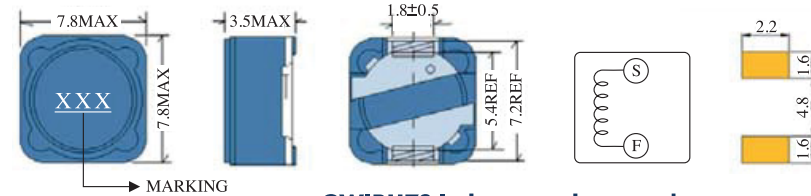


FEATURES

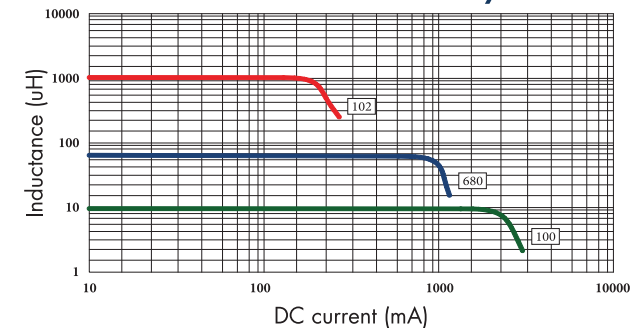
- 1. Various high power inductors are superior to be high saturation for surface mounting.

APPLICATIONS

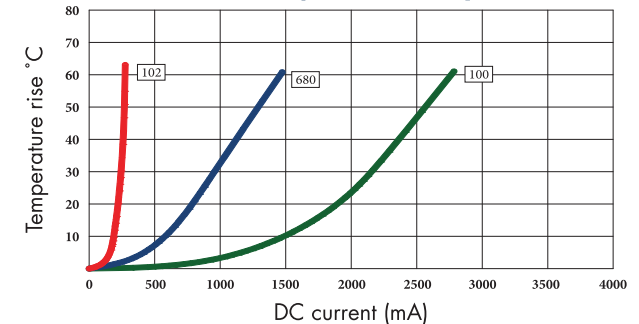
- 1. Power supply for VTR, OA equipment.
- 2. LCD television set, notebook PC.
- 3. Portable communication, equipments.
- 4. DC/DC converters, etc.



OWIRH73 Inductance decrease by current



OWIRH73 Temperature rise by current



ELECTRICAL CHARACTERISTICS FOR OWIRH73 SERIES

Part Number	Inductance (uH) ⁽¹⁾	Test Frequency	DC Resistance (Ω MAX) ⁽²⁾	Saturation Current (A) ⁽³⁾	Temperature Current (A) ⁽⁴⁾
OWIRH73-100	10	1KHZ	72m	1.68	1.68
OWIRH73-120	12	1KHZ	98m	1.52	1.52
OWIRH73-150	15	1KHZ	0.13	1.33	1.46
OWIRH73-180	18	1KHZ	0.14	1.20	1.44
OWIRH73-220	22	1KHZ	0.19	1.07	1.28
OWIRH73-270	27	1KHZ	0.21	0.96	1.26
OWIRH73-330	33	1KHZ	0.24	0.91	1.18
OWIRH73-390	39	1KHZ	0.32	0.77	1.00
OWIRH73-470	47	1KHZ	0.36	0.76	0.91
OWIRH73-560	56	1KHZ	0.47	0.68	0.81
OWIRH73-680	68	1KHZ	0.52	0.61	0.79
OWIRH73-820	82	1KHZ	0.69	0.57	0.74
OWIRH73-101	100	1KHZ	0.79	0.50	0.65
OWIRH73-121	120	1KHZ	0.89	0.49	0.63
OWIRH73-151	150	1KHZ	1.29	0.43	0.55
OWIRH73-181	180	1KHZ	1.45	0.39	0.51
OWIRH73-221	220	1KHZ	1.65	0.35	0.46
OWIRH73-271	270	1KHZ	2.31	0.32	0.45
OWIRH73-331	330	1KHZ	2.62	0.28	0.40
OWIRH73-391	390	1KHZ	2.94	0.26	0.37
OWIRH73-471	470	1KHZ	4.18	0.24	0.34
OWIRH73-561	560	1KHZ	4.67	0.22	0.31
OWIRH73-681	680	1KHZ	5.73	0.19	0.27
OWIRH73-821	820	1KHZ	6.54	0.18	0.27
OWIRH73-102	1000	1KHZ	9.44	0.16	0.23

- 1. Inductance tested at 0.25V. Tolerance of inductance:±20%(M)
- 2. DCR test temp. limits 25 °C.
- 3. This indicates the value of current when the inductance is 25% lower than its initial value at D.C. superposition or D.C. current.
- 4. To load current onto the components under normal ambience, which cause the temp, change as Δt=40 °C or more lower current.
- 5. Please refer saturated current or the minimum temperature current as standard.