



OWIRH64B TYPE

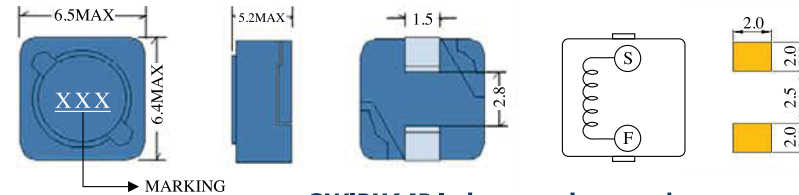


FEATURES

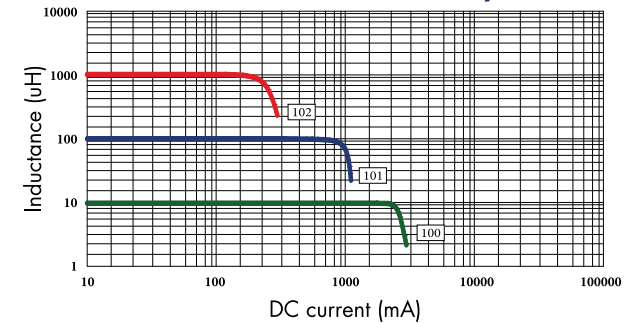
- 1. Various high power inductors are superior to be high saturation for surface mounting.

APPLICATIONS

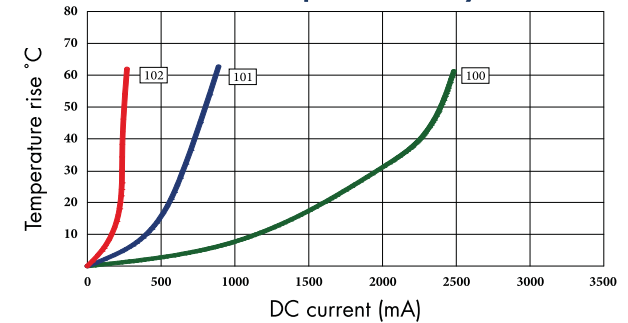
- 1. Power supply for VTR, OA equipment.
- 2. LCD television set, notebook PC.
- 3. Portable communication, equipments.
- 4. DC/DC converters, etc.



OWIRH64B Inductance decrease by current



OWIRH64B Temperature rise by current



ELECTRICAL CHARACTERISTICS FOR OWIRH64B SERIES

Part Number	Inductance (uH) ⁽¹⁾	Test Frequency	DC Resistance (Ω MAX) ⁽²⁾	Saturation Current (A) ⁽³⁾	Temperature Current (A) ⁽⁴⁾
OWIRH64B-100	10	1KHZ	0.12	1.35	2.00
OWIRH64B-120	12	1KHZ	0.13	1.22	1.80
OWIRH64B-150	15	1KHZ	0.18	1.11	1.62
OWIRH64B-180	18	1KHZ	0.24	1.02	1.45
OWIRH64B-220	22	1KHZ	0.27	0.91	1.30
OWIRH64B-270	27	1KHZ	0.30	0.82	1.17
OWIRH64B-330	33	1KHZ	0.33	0.74	1.05
OWIRH64B-390	39	1KHZ	0.37	0.69	0.95
OWIRH64B-470	47	1KHZ	0.52	0.62	0.90
OWIRH64B-560	56	1KHZ	0.56	0.58	0.85
OWIRH64B-680	68	1KHZ	0.63	0.51	0.80
OWIRH64B-820	82	1KHZ	0.71	0.46	0.72
OWIRH64B-101	100	1KHZ	1.03	0.42	0.64
OWIRH64B-121	120	1KHZ	1.15	0.38	0.57
OWIRH64B-151	150	1KHZ	1.68	0.35	0.51
OWIRH64B-181	180	1KHZ	1.87	0.32	0.48
OWIRH64B-221	220	1KHZ	2.08	0.29	0.46
OWIRH64B-271	270	1KHZ	2.37	0.26	0.45
OWIRH64B-331	330	1KHZ	2.67	0.23	0.42
OWIRH64B-391	390	1KHZ	2.94	0.22	0.40
OWIRH64B-471	470	1KHZ	3.93	0.20	0.38
OWIRH64B-561	560	1KHZ	5.43	0.18	0.36
OWIRH64B-681	680	1KHZ	7.32	0.17	0.30
OWIRH64B-821	820	1KHZ	8.24	0.15	0.24
OWIRH64B-102	1000	1KHZ	9.26	0.14	0.21

- 1. Inductance tested at 0.25V. Tolerance of inductance:±20%(M)
- 2. DCR test temp. limits 25°C.
- 3. This indicates the value of current when the inductance is 25% lower than its initial value at D.C. superposition or D.C. current.
- 4. To load current onto the components under normal ambience, which cause the temp, change as Δt=40°C or more lower current.
- 5. Please refer saturated current or the minimum temperature current as standard.