



OWIRH62B TYPE

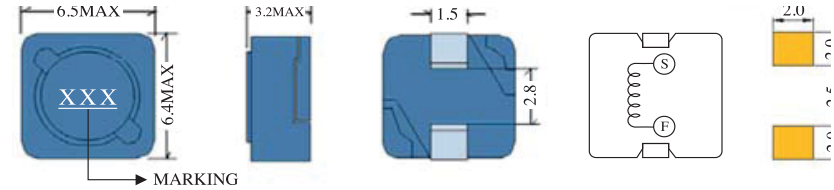


FEATURES

1. Various high power inductors are superior to be high saturation for surface mounting.

APPLICATIONS

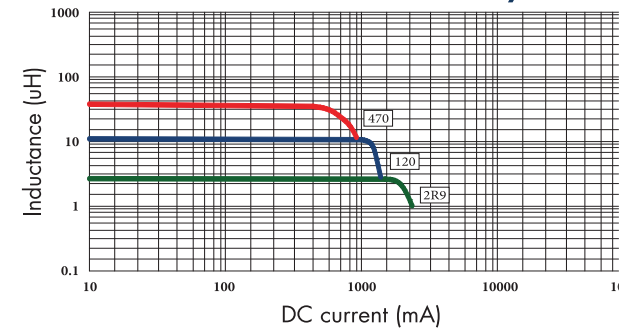
1. Power supply for VTR, OA equipment.
2. LCD television set, notebook PC.
3. Portable communication, equipments.
4. DC/DC converters, etc.



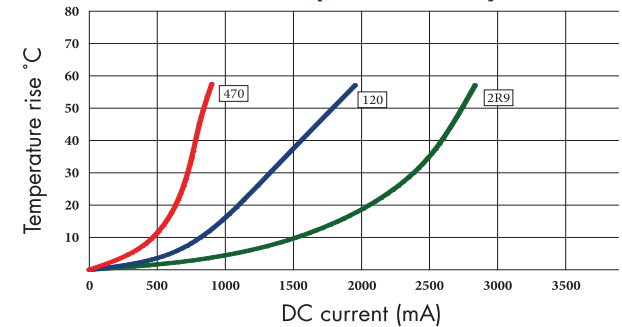
ELECTRICAL CHARACTERISTICS FOR OWIRH62B SERIES

Part Number	Inductance (uH) ⁽¹⁾	Test Frequency	DC Resistance (Ω MAX) ⁽²⁾	Saturation Current (A) ⁽³⁾	Temperature Current (A) ⁽⁴⁾
OWIRH62B-2R9	2.9	100KHZ	68m	1.94	2.50
OWIRH62B-4R0	4.0	100KHZ	80m	1.63	2.00
OWIRH62B-5R5	5.5	100KHZ	96m	1.40	1.80
OWIRH62B-6R3	6.3	100KHZ	0.10	1.30	1.62
OWIRH62B-7R1	7.1	100KHZ	0.11	1.22	1.53
OWIRH62B-8R0	8.0	100KHZ	0.12	1.15	1.46
OWIRH62B-100	10	100KHZ	0.15	1.10	1.38
OWIRH62B-120	12	100KHZ	0.20	1.00	1.24
OWIRH62B-150	15	100KHZ	0.23	0.90	1.17
OWIRH62B-180	18	100KHZ	0.27	0.80	1.05
OWIRH62B-220	22	100KHZ	0.34	0.74	0.99
OWIRH62B-270	27	100KHZ	0.38	0.66	0.89
OWIRH62B-330	33	100KHZ	0.45	0.59	0.84
OWIRH62B-390	39	100KHZ	0.49	0.54	0.79
OWIRH62B-470	47	100KHZ	0.69	0.50	0.75

OWIRH62B Inductance decrease by current



OWIRH62B Temperature rise by current



1. Inductance tested at 0.25V. Tolerance of inductance: 2.9uH~8.0uH: +40%, -20%(N) 10uH~47uH: ±20%(M)
2. DCR test temp. limits 25 °C.
3. This indicates the value of current when the inductance is 25% lower than its initial value at D.C. superposition or D.C. current.
4. To load current onto the components under normal ambient which cause the temp. change as Δt=40 °C or more lower current.
5. Please refer saturated current or the minimum temperature current as standard.