



OWIRH125B TYPE

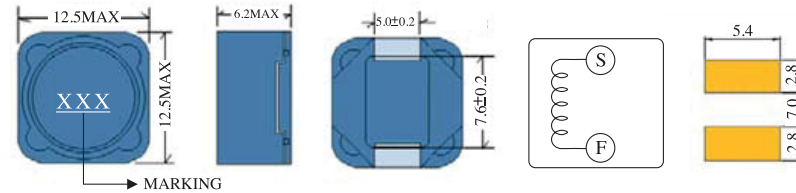


FEATURES

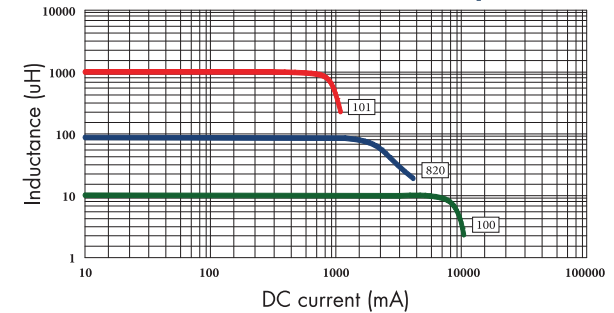
- 1. Various high power inductors are superior to be high saturation for surface mounting.

APPLICATIONS

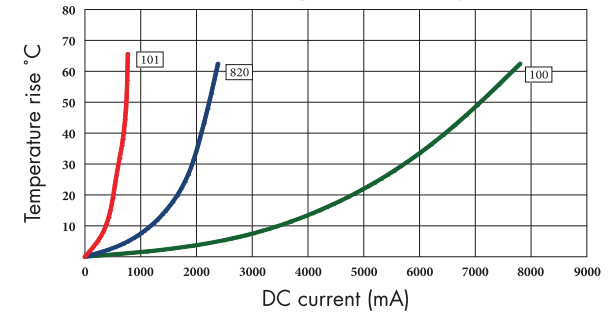
- 1. Power supply for VTR, OA equipment.
- 2. LCD television set, notebook PC.
- 3. Portable communication, equipments.
- 4. DC/DC converters, etc.



OWIRH125B Inductance decrease by current



OWIRH125B Temperature rise by current



ELECTRICAL CHARACTERISTICS FOR OWIRH125B SERIES

Part Number	Inductance (uH) ⁽¹⁾	Test Frequency	DC Resistance (Ω MAX) ⁽²⁾	Saturation Current (A) ⁽³⁾	Temperature Current (A) ⁽⁴⁾
OWIRH125B-100	10	1KHZ	25m	4.0	5.50
OWIRH125B-120	12	1KHZ	27m	3.5	5.22
OWIRH125B-150	15	1KHZ	33m	3.3	4.69
OWIRH125B-180	18	1KHZ	38m	3.0	4.22
OWIRH125B-220	22	1KHZ	44m	2.8	4.00
OWIRH125B-270	27	1KHZ	56m	2.3	3.24
OWIRH125B-330	33	1KHZ	57m	2.1	3.07
OWIRH125B-390	39	1KHZ	80m	2.0	2.76
OWIRH125B-470	47	1KHZ	84m	1.8	2.48
OWIRH125B-560	56	1KHZ	0.11	1.7	2.23
OWIRH125B-680	68	1KHZ	0.13	1.5	2.00
OWIRH125B-820	82	1KHZ	0.14	1.4	1.80
OWIRH125B-101	100	1KHZ	0.16	1.3	1.70
OWIRH125B-121	120	1KHZ	0.24	1.1	1.60
OWIRH125B-151	150	1KHZ	0.27	1.0	1.52
OWIRH125B-181	180	1KHZ	0.34	0.90	1.44
OWIRH125B-221	220	1KHZ	0.40	0.80	1.29
OWIRH125B-271	270	1KHZ	0.46	0.75	1.16
OWIRH125B-331	330	1KHZ	0.58	0.68	1.04
OWIRH125B-391	390	1KHZ	0.69	0.65	0.93
OWIRH125B-471	470	1KHZ	0.77	0.58	0.83
OWIRH125B-561	560	1KHZ	1.00	0.54	0.74
OWIRH125B-681	680	1KHZ	1.20	0.48	0.66
OWIRH125B-821	820	1KHZ	1.55	0.43	0.59
OWIRH125B-102	1000	1KHZ	1.80	0.40	0.53

- 1. Inductance tested at 0.25V. Tolerance of inductance:±20%(M)
- 2. DCR test temp. limits 25 °C.
- 3. This indicates the value of current when the inductance is 25% lower than its initial value at D.C. superposition or D.C. current.
- 4. To load current onto the components under normal ambience, which cause the temp, change as Δt=40 °C or more lower current.
- 5. Please refer saturated current or the minimum temperature current as standard.