



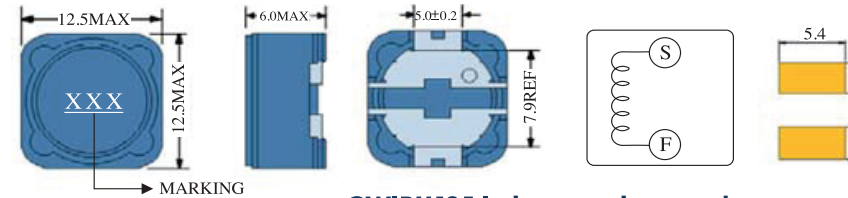
OWIRH125 TYPE

FEATURES

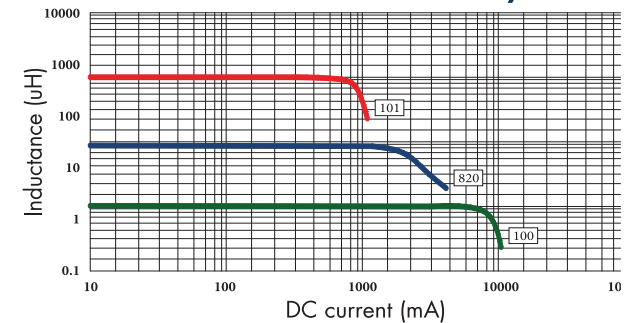
- 1. Various high power inductors are superior to be high saturation for surface mounting.

APPLICATIONS

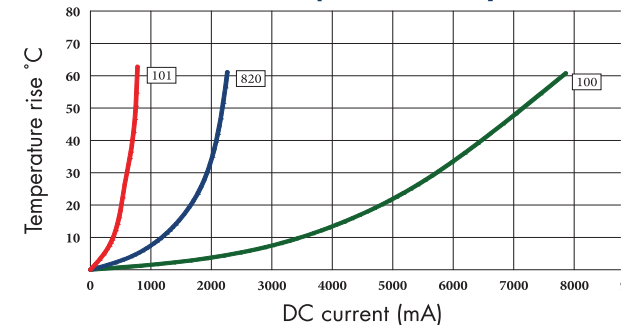
- 1. Power supply for VTR, OA equipment.
- 2. LCD television set, notebook PC.
- 3. Portable communication, equipments.
- 4. DC/DC converters, etc.



OWIRH125 Inductance decrease by current



OWIRH125 Temperature rise by current



ELECTRICAL CHARACTERISTICS FOR OWIRH125 SERIES

Part Number	Inductance (uH) ⁽¹⁾	Test Frequency	DC Resistance (Ω MAX) ⁽²⁾	Saturation Current (A) ⁽³⁾	Temperature Current (A) ⁽⁴⁾
OWIRH125-100	10	1KHZ	25m	4.00	5.50
OWIRH125-120	12	1KHZ	27m	3.50	5.22
OWIRH125-150	15	1KHZ	30m	3.30	4.69
OWIRH125-180	18	1KHZ	34m	3.00	4.22
OWIRH125-220	22	1KHZ	36m	2.80	4.00
OWIRH125-270	27	1KHZ	51m	2.30	3.24
OWIRH125-330	33	1KHZ	57m	2.10	3.07
OWIRH125-390	39	1KHZ	68m	2.00	2.76
OWIRH125-470	47	1KHZ	75m	1.80	2.48
OWIRH125-560	56	1KHZ	0.11	1.70	2.23
OWIRH125-680	68	1KHZ	0.12	1.50	2.00
OWIRH125-820	82	1KHZ	0.14	1.40	1.80
OWIRH125-101	100	1KHZ	0.16	1.30	1.70
OWIRH125-121	120	1KHZ	0.22	1.10	1.60
OWIRH125-151	150	1KHZ	0.25	1.00	1.52
OWIRH125-181	180	1KHZ	0.32	0.90	1.44
OWIRH125-221	220	1KHZ	0.40	0.80	1.29
OWIRH125-271	270	1KHZ	0.46	0.75	1.16
OWIRH125-331	330	1KHZ	0.51	0.68	1.04
OWIRH125-391	390	1KHZ	0.69	0.65	0.93
OWIRH125-471	470	1KHZ	0.77	0.58	0.83
OWIRH125-561	560	1KHZ	0.93	0.54	0.74
OWIRH125-681	680	1KHZ	1.20	0.48	0.66
OWIRH125-821	820	1KHZ	1.45	0.43	0.59
OWIRH125-102	1000	1KHZ	1.53	0.40	0.53

- 1. Inductance tested at 0.25V. Tolerance of inductance: ±20%(M)
- 2. DCR test temp. limits 25 °C.
- 3. This indicates the value of current when the inductance is 25% lower than its initial value at D.C. superposition or D.C. current
- 4. To load current onto the components under normal ambient which cause the temp. change as Δt=40 °C or more lower current.
- 5. Please refer saturated current or the minimum temperature current as standard.