



OWIRH105RY TYPE

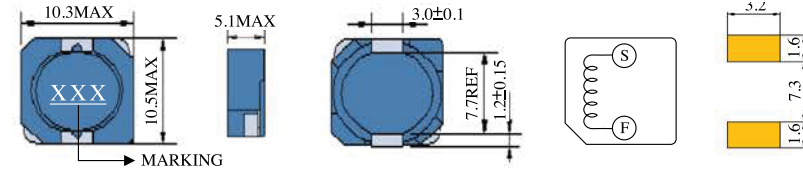


FEATURES

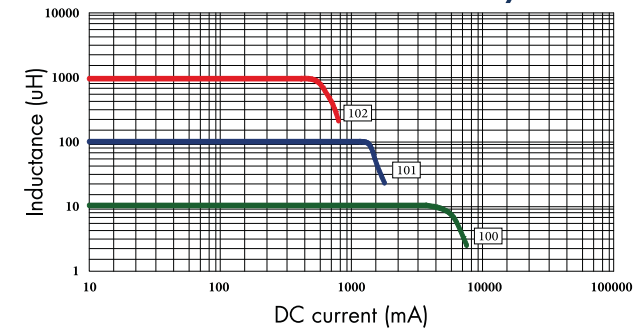
1. Various high power inductors are superior to be high saturation for surface mounting.

APPLICATIONS

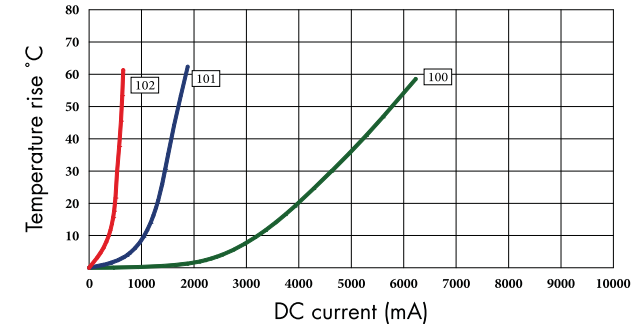
1. Power supply for VTR, OA equipment.
2. LCD television set, notebook PC.
3. Portable communication, equipments.
4. DC/DC converters, etc.



OWIRH105RY Inductance decrease by current



OWIRH105RY Temperature rise by current



ELECTRICAL CHARACTERISTICS FOR OWIRH105RY SERIES

Part Number	Inductance (uH) ⁽¹⁾	Test Frequency	DC Resistance (Ω MAX) ⁽²⁾	Saturation Current (A) ⁽³⁾	Temperature Current (A) ⁽⁴⁾
OWIRH105RY-0R8	0.8	100KHZ	5m	13.5	11.50
OWIRH105RY-1R5	1.5	100KHZ	6m	10.5	10.30
OWIRH105RY-2R2	2.2	100KHZ	8m	9.25	9.20
OWIRH105RY-3R3	3.3	100KHZ	11m	8.80	8.20
OWIRH105RY-4R7	4.7	100KHZ	13m	8.00	7.30
OWIRH105RY-6R8	6.8	100KHZ	18m	5.50	6.20
OWIRH105RY-8R2	8.2	100KHZ	20m	5.00	5.50
OWIRH105RY-100	10	100KHZ	26m	4.45	4.50
OWIRH105RY-120	12	100KHZ	33m	4.00	4.00
OWIRH105RY-150	15	100KHZ	41m	3.60	3.80
OWIRH105RY-180	18	100KHZ	46m	3.20	3.42
OWIRH105RY-220	22	100KHZ	61m	2.95	3.07
OWIRH105RY-270	27	100KHZ	69m	2.70	2.76
OWIRH105RY-330	33	100KHZ	84m	2.40	2.48
OWIRH105RY-390	39	100KHZ	106m	2.30	2.35
OWIRH105RY-470	47	100KHZ	130m	2.00	2.11
OWIRH105RY-560	56	100KHZ	149m	1.90	2.00
OWIRH105RY-680	68	100KHZ	201m	1.65	1.70
OWIRH105RY-820	82	100KHZ	227m	1.50	1.53
OWIRH105RY-101	100	100KHZ	253m	1.35	1.35
OWIRH105RY-121	120	100KHZ	303m	1.28	1.28
OWIRH105RY-151	150	100KHZ	370m	1.12	1.15
OWIRH105RY-181	180	100KHZ	419m	1.04	1.09
OWIRH105RY-221	220	100KHZ	500m	0.94	0.93
OWIRH105RY-271	270	100KHZ	672m	0.84	0.85
OWIRH105RY-331	330	100KHZ	812m	0.75	0.76
OWIRH105RY-391	390	100KHZ	953m	0.70	0.68
OWIRH105RY-471	470	100KHZ	1.30	0.60	0.60
OWIRH105RY-561	560	100KHZ	1.43	0.54	0.57
OWIRH105RY-681	680	100KHZ	1.60	0.52	0.54
OWIRH105RY-821	820	100KHZ	1.77	0.50	0.50
OWIRH105RY-102	1000	100KHZ	1.99	0.48	0.46

1. Inductance tested at 0.25V. Tolerance of inductance:±30%(N)
2. DCR test temp. limits 25 °C.
3. This indicates the value of current when the inductance is 35% lower than its initial value at D.C. superposition or D.C. current.
4. To load current onto the components under normal ambience, which cause the temp. change as Δt=40 °C or more lower current.
5. Please refer saturated current or the minimum temperature current as standard.