



### OWIPH73 TYPE

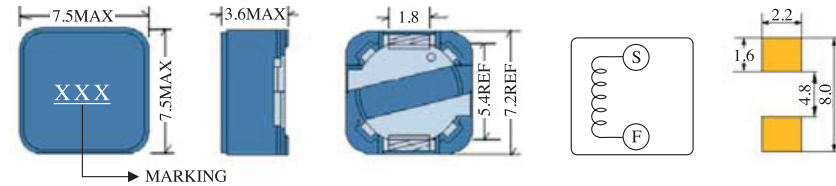


#### FEATURES

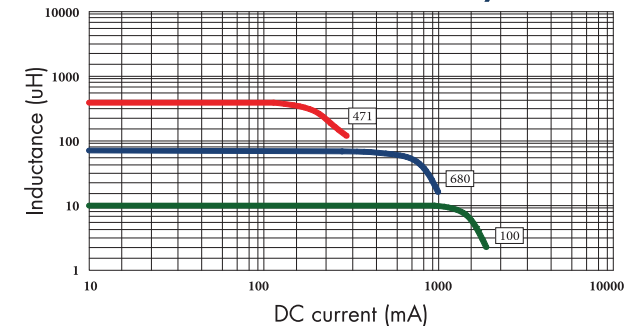
- 1. Various high power inductors are superior to be high saturation for surface mounting.

#### APPLICATIONS

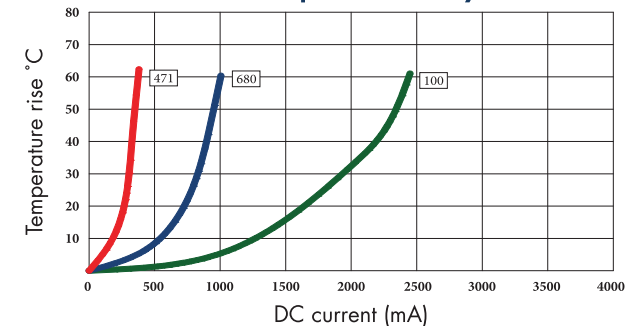
- 1. Power supply for VTR, OA equipment.
- 2. LCD television set, notebook PC.
- 3. Portable communication, equipments.
- 4. DC/DC converters, etc.



OWIPH73 Inductance decrease by current



OWIPH73 Temperature rise by current



### ELECTRICAL CHARACTERISTICS FOR OWIPH73 SERIES

Part Number	Inductance (uH) <sup>(1)</sup>	Test Frequency	DC Resistance (Ω MAX) <sup>(2)</sup>	Saturation Current (A) <sup>(3)</sup>	Temperature Current (A) <sup>(4)</sup>
OWIPH73-100	10	1KHZ	90m	1.40	2.00
OWIPH73-120	12	1KHZ	0.10	1.30	1.80
OWIPH73-150	15	1KHZ	0.13	1.20	1.62
OWIPH73-180	18	1KHZ	0.15	1.10	1.54
OWIPH73-220	22	1KHZ	0.17	1.00	1.38
OWIPH73-270	27	1KHZ	0.21	0.88	1.30
OWIPH73-330	33	1KHZ	0.24	0.80	1.23
OWIPH73-390	39	1KHZ	0.31	0.75	1.16
OWIPH73-470	47	1KHZ	0.35	0.67	1.10
OWIPH73-560	56	1KHZ	0.40	0.62	0.89
OWIPH73-680	68	1KHZ	0.52	0.54	0.84
OWIPH73-820	82	1KHZ	0.60	0.52	0.80
OWIPH73-101	100	1KHZ	0.70	0.46	0.68
OWIPH73-121	120	1KHZ	0.82	0.42	0.61
OWIPH73-151	150	1KHZ	1.35	0.37	0.54
OWIPH73-181	180	1KHZ	1.50	0.33	0.48
OWIPH73-221	220	1KHZ	1.70	0.30	0.43
OWIPH73-271	270	1KHZ	1.90	0.28	0.40
OWIPH73-331	330	1KHZ	2.80	0.25	0.34
OWIPH73-391	390	1KHZ	3.00	0.22	0.32
OWIPH73-471	470	1KHZ	3.50	0.20	0.30

- 1. Inductance tested at 0.25V. Tolerance of inductance:±20%(M)
- 2. DCR test temp. limits 25 °C.
- 3. This indicates the value of current when the inductance is 35% lower than its initial value at D.C. superposition or D.C. current.
- 4. To load current onto the components under normal ambience, which cause the temp. change as Δt=40 °C or more lower current.
- 5. Please refer saturated current or the minimum temperature current as standard.