



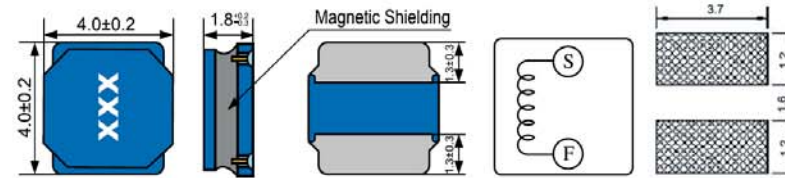
OWINR4018 TYPE

FEATURES

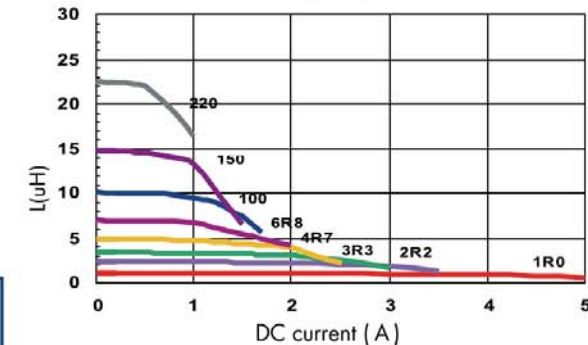
1. Ultra low buzz noise levels;
2. Low EMI;
3. Higher current and efficiency.

APPLICATIONS

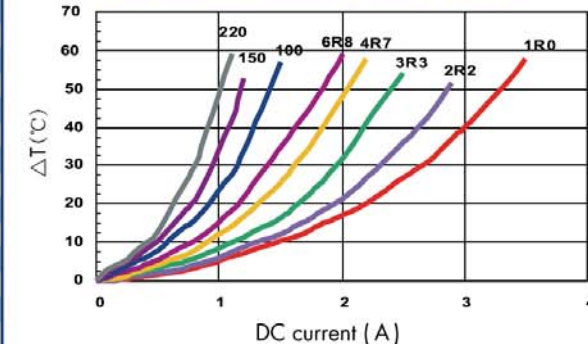
1. LED lighting;
2. Mobile phones, devices and base stations;
3. Portable gaming devices, navigation systems;
4. Automotive systems;
5. TVs, set top boxes;
6. Computers and Servers.



Inductance vs. DC Current



Temperature Change vs. DC Current



1. L: Agilent/HP 4284A + Agilent/HP 16334A, 100KHz with 1V; Tolerance : M = ±20% , N = ±30%.
2. DCR : Digital Milliohm Meter Chroma 16502, or equivalent.
3. Inductance drop 30% from its value without current.
4. For a 40°C rise above 25°C ambient.
5. Operating temperature range: -40°C ~ 125°C. (Including self-temperature rise).

ELECTRICAL CHARACTERISTICS FOR OWINR4018 SERIES

Part Number	Inductance (uH) ⁽¹⁾	Test Frequency	DC Resistance (Ω±20%) ⁽²⁾	Saturation Current (A) ⁽³⁾	Temperature Current (A) ⁽⁴⁾
OWINR4018-1R0	1.0	100KHz	32m	4.10	2.80
OWINR4018-1R5	1.5	100KHz	40m	3.30	2.60
OWINR4018-1R8	1.8	100KHz	55m	2.80	2.50
OWINR4018-2R2	2.2	100KHz	60m	2.80	2.50
OWINR4018-2R3	2.3	100KHz	60m	2.80	2.50
OWINR4018-3R3	3.3	100KHz	70m	2.20	2.10
OWINR4018-3R6	3.6	100KHz	75m	2.10	1.90
OWINR4018-3R9	3.9	100KHz	75m	2.10	1.90
OWINR4018-4R7	4.7	100KHz	90m	2.00	1.70
OWINR4018-6R8	6.8	100KHz	110m	1.60	1.50
OWINR4018-100	10	100KHz	170m	1.40	1.20
OWINR4018-150	15	100KHz	250m	1.00	1.00
OWINR4018-220	22	100KHz	350m	0.90	0.85
OWINR4018-330	33	100KHz	530m	0.80	0.70
OWINR4018-470	47	100KHz	720m	0.70	0.56
OWINR4018-680	68	100KHz	1000m	0.56	0.45
OWINR4018-101	100	100KHz	1500m	0.46	0.38
OWINR4018-151	150	100KHz	2500m	0.35	0.30
OWINR4018-221	220	100KHz	4000m	0.28	0.23