



OWINR4012 TYPE

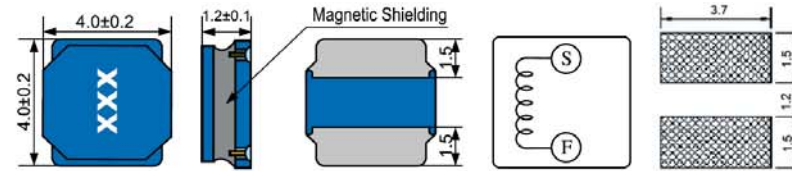


FEATURES

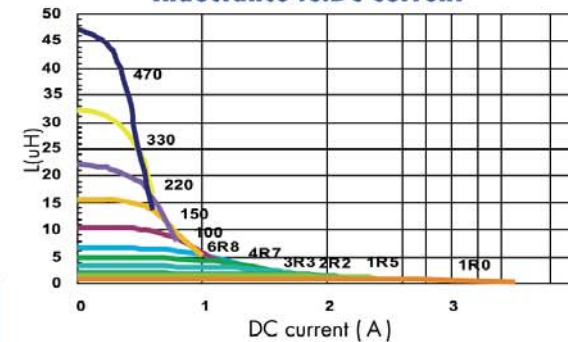
1. Ultra low buzz noise levels;
2. Low EMI;
3. Higher current and efficiency.

APPLICATIONS

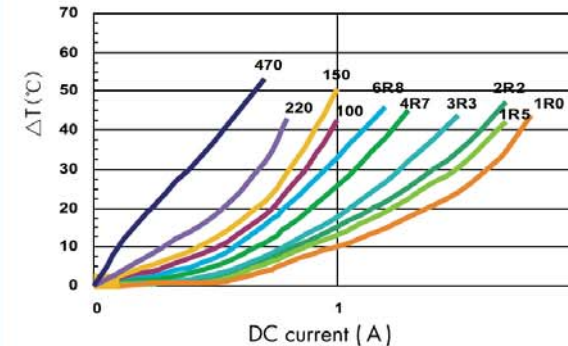
1. LED lighting;
2. Mobile phones, devices and base stations;
3. Portable gaming devices, navigation systems;
4. Automotive systems;
5. TVs, set top boxes;
6. Computers and Servers.



Inductance vs. DC Current



Temperature Change vs. DC Current



1. L: Agilent/HP 4284A + Agilent/HP 16334A, 100KHz with 1V; Tolerance : M = ±20% , N = ±30%.
2. DCR : Digital Milliohm Meter Chroma 16502, or equivalent.
3. Inductance drop 30% from its value without current.
4. For a 40°C rise above 25°C ambient.
5. Operating temperature range: -40°C ~ 125°C. (Including self-temperature rise).

ELECTRICAL CHARACTERISTICS FOR OWINR4012 SERIES

Part Number	Inductance (μH) ⁽¹⁾	Test Frequency	DC Resistance (Ω±30%) ⁽²⁾	Saturation Current (A) ⁽³⁾	Temperature Current (A) ⁽⁴⁾
OWINR4012-1R0	1.0	100KHz	48m	2.50	1.70
OWINR4012-1R5	1.5	100KHz	58m	2.10	1.60
OWINR4012-2R2	2.2	100KHz	65m	1.70	1.50
OWINR4012-3R3	3.3	100KHz	90m	1.30	1.40
OWINR4012-4R7	4.7	100KHz	110m	1.10	1.20
OWINR4012-6R8	6.8	100KHz	135m	0.90	1.05
OWINR4012-100	10	100KHz	190m	0.78	0.90
OWINR4012-150	15	100KHz	250m	0.65	0.85
OWINR4012-220	22	100KHz	400m	0.52	0.75
OWINR4012-330	33	100KHz	600m	0.44	0.70
OWINR4012-470	47	100KHz	930m	0.35	0.50