



### OWIB73C TYPE

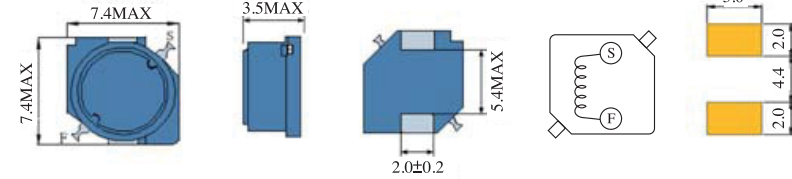


#### FEATURES

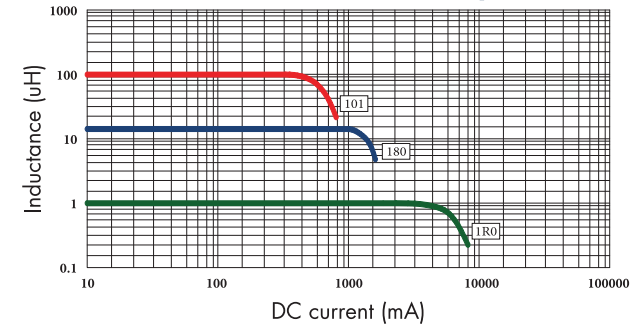
- 1. Various high power inductors are superior to be high saturation for surface mounting.

#### APPLICATIONS

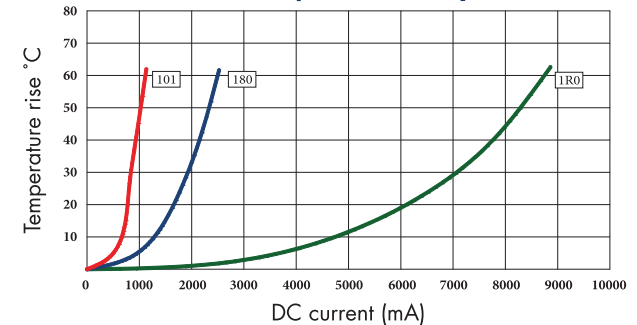
- 1. Power supply for VTR, OA equipment.
- 2. LCD television set, notebook PC.
- 3. Portable communication, equipments.
- 4. DC/DC converters, etc.



OWIB73C Inductance decrease by current



OWIB73C Temperature rise by current



### ELECTRICAL CHARACTERISTICS FOR OWIB73C SERIES

Part Number	Inductance (uH) <sup>(1)</sup>	Test Frequency	DC Resistance (Ω MAX) <sup>(2)</sup>	Saturation Current (A) <sup>(3)</sup>	Temperature Current (A) <sup>(4)</sup>
OWIB73C-1R0	1.0	1KHZ	19m	3.12	6.60
OWIB73C-1R5	1.5	1KHZ	23m	2.85	5.90
OWIB73C-2R2	2.2	1KHZ	28m	2.66	5.30
OWIB73C-3R3	3.3	1KHZ	35m	2.26	4.50
OWIB73C-4R7	4.7	1KHZ	43m	1.96	3.50
OWIB73C-6R8	6.8	1KHZ	55m	1.76	3.15
OWIB73C-100	10	1KHZ	80m	1.34	2.52
OWIB73C-120	12	1KHZ	90m	1.23	2.26
OWIB73C-150	15	1KHZ	0.12	1.09	2.15
OWIB73C-180	18	1KHZ	0.13	0.99	1.81
OWIB73C-220	22	1KHZ	0.15	0.90	1.63
OWIB73C-270	27	1KHZ	0.21	0.81	1.46
OWIB73C-330	33	1KHZ	0.25	0.72	1.31
OWIB73C-390	39	1KHZ	0.31	0.67	1.24
OWIB73C-470	47	1KHZ	0.35	0.60	1.11
OWIB73C-560	56	1KHZ	0.43	0.55	0.94
OWIB73C-680	68	1KHZ	0.52	0.50	0.89
OWIB73C-820	82	1KHZ	0.60	0.46	0.84
OWIB73C-101	100	1KHZ	0.79	0.41	0.80

1. Inductance tested at 0.25V. Tolerance of inductance: 1.0uH~6.8uH: ±30%(N) 10uH~100uH: ±20%(M)
2. DCR test temp. limits 25 °C.
3. This indicates the value of current when the inductance is 10% lower than its initial value at D.C. superposition or D.C. current.
4. To load current onto the components under normal ambience, which cause the temp. change as Δt=40 °C or more lower current.
5. Please refer saturated current or the minimum temperature current as standard.