



OWI63LCB TYPE

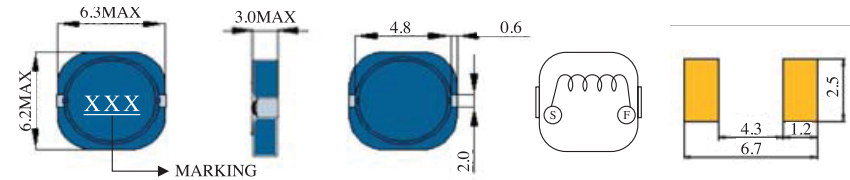


FEATURES

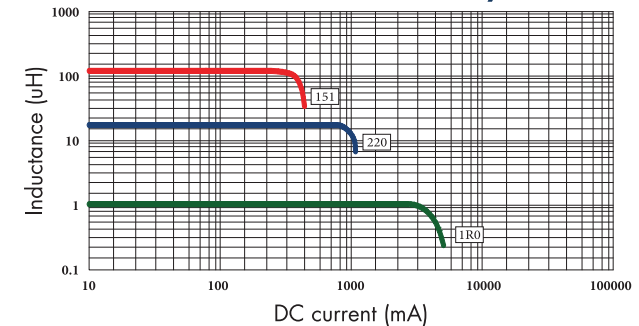
1. LOW Profile (3.0mm max. height) and 6.3mm square. Magnetically shielded and low DC resistance. Suitable for large currents. Available on tape and reel for auto-insertion. Ideal for a variety of DC-DC converter inductor applications.

APPLICATIONS

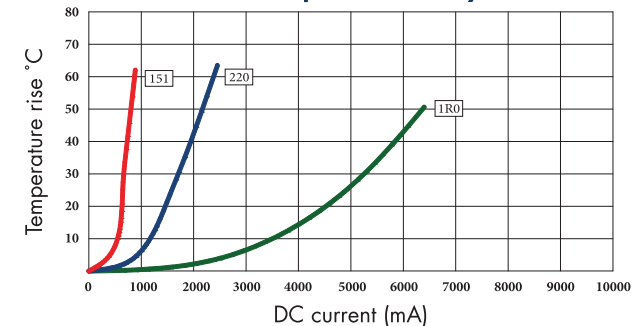
1. Power supply for VTR, OA equipment.
2. LCD television set, notebook PC.
3. Portable communication, equipments.
4. DC/DC converters, etc.



OWI63LCB Inductance decrease by current



OWI63LCB Temperature rise by current



ELECTRICAL CHARACTERISTICS FOR OWI63LCB SERIES

Part Number	Inductance (uH) ⁽¹⁾	Test Frequency	DC Resistance (Ω MAX) ⁽²⁾	Saturation Current (A) ⁽³⁾	Temperature Current (A) ⁽⁴⁾
OWI63LCB-1R0	1.0	100KHZ	14m	3.59	4.80
OWI63LCB-1R5	1.5	100KHZ	16m	2.93	4.60
OWI63LCB-2R2	2.2	100KHZ	20m	2.42	4.37
OWI63LCB-3R6	3.6	100KHZ	27m	1.89	4.15
OWI63LCB-4R7	4.7	100KHZ	34m	1.66	3.80
OWI63LCB-6R2	6.2	100KHZ	40m	1.45	3.42
OWI63LCB-100	10	100KHZ	62m	1.14	2.91
OWI63LCB-120	12	100KHZ	66m	1.04	2.30
OWI63LCB-150	15	100KHZ	79m	0.93	2.22
OWI63LCB-180	18	100KHZ	100m	0.85	1.99
OWI63LCB-220	22	100KHZ	119m	0.77	1.50
OWI63LCB-270	27	100KHZ	150m	0.70	1.42
OWI63LCB-330	33	100KHZ	175m	0.63	1.35
OWI63LCB-390	39	100KHZ	188m	0.58	1.21
OWI63LCB-470	47	100KHZ	235m	0.53	1.14
OWI63LCB-560	56	100KHZ	275m	0.48	1.02
OWI63LCB-680	68	100KHZ	338m	0.44	0.92
OWI63LCB-820	82	100KHZ	413m	0.40	0.89
OWI63LCB-101	100	100KHZ	519m	0.36	0.80
OWI63LCB-151	150	100KHZ	778m	0.31	0.60

1. Inductance tested at 0.25V. Tolerance of inductance: 1.0uH~6.2uH: ±30%(N) 10uH~150uH: ±20%(M)
2. DCR test temp. limits 25 °C.
3. This indicates the value of current when the inductance is 30% lower than its initial value at D.C. superposition or D.C. current.
4. To load current onto the components under normal ambience, which cause the temp, change as Δt=40 °C or more lower current.
5. Please refer saturated current or the minimum temperature current as standard.