



### OWI63CB TYPE

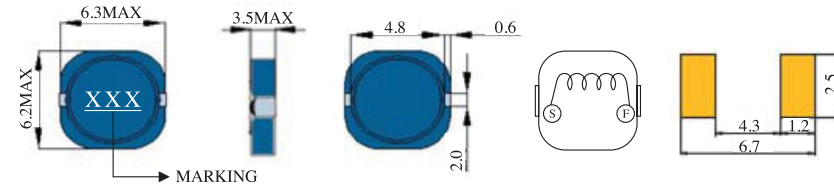


#### FEATURES

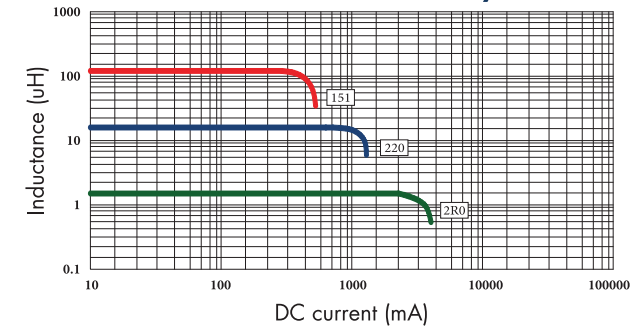
1. LOW Profile (3.5mm max. height) and 6.3mm square. Magnetically shielded and low DC resistance. Suitable for large currents. Available on tape and reel for auto-insertion. Ideal for a variety of DC-DC converter inductor applications.

#### APPLICATIONS

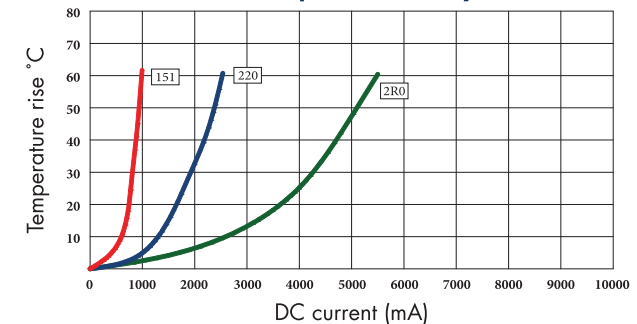
1. Power supply for VTR, OA equipment.
2. LCD television set, notebook PC.
3. Portable communication, equipments.
4. DC/DC converters, etc.



#### OWI63CB Inductance decrease by current



#### OWI63CB Temperature rise by current



### ELECTRICAL CHARACTERISTICS FOR OWI63CB SERIES

Part Number	Inductance (uH) <sup>(1)</sup>	Test Frequency	DC Resistance (Ω MAX) <sup>(2)</sup>	Saturation Current (A) <sup>(3)</sup>	Temperature Current (A) <sup>(4)</sup>
OWI63CB-2R0	2.0	100KHZ	20m	3.00	4.00
OWI63CB-2R7	2.7	100KHZ	23m	2.69	3.60
OWI63CB-3R3	3.3	100KHZ	27m	2.57	3.24
OWI63CB-4R7	4.7	100KHZ	33m	2.08	3.10
OWI63CB-6R2	6.2	100KHZ	39m	1.84	2.85
OWI63CB-8R2	8.2	100KHZ	45m	1.54	2.70
OWI63CB-100	10	100KHZ	50m	1.49	2.56
OWI63CB-120	12	100KHZ	65m	1.28	2.43
OWI63CB-150	15	100KHZ	80m	1.10	2.18
OWI63CB-180	18	100KHZ	85m	1.05	2.07
OWI63CB-220	22	100KHZ	110m	0.97	1.75
OWI63CB-270	27	100KHZ	146m	0.82	1.67
OWI63CB-330	33	100KHZ	169m	0.76	1.50
OWI63CB-390	39	100KHZ	198m	0.70	1.42
OWI63CB-470	47	100KHZ	218m	0.68	1.34
OWI63CB-560	56	100KHZ	268m	0.60	1.20
OWI63CB-680	68	100KHZ	333m	0.56	1.02
OWI63CB-820	82	100KHZ	436m	0.47	0.91
OWI63CB-101	100	100KHZ	496m	0.45	0.86
OWI63CB-151	150	100KHZ	691m	0.37	0.77

1. Inductance tested at 0.25V. Tolerance of inductance: 2.0uH~8.2uH: ±30%(N) 10uH~150uH: ±20%(M)
2. DCR test temp. limits 25 °C.
3. This indicates the value of current when the inductance is 30% lower than its initial value at D.C. superposition or D.C. current.
4. To load current onto the components under normal ambience, which cause the temp. change as Δt=40 °C or more lower current.
5. Please refer saturated current or the minimum temperature current as standard.