



### OWI62CB TYPE

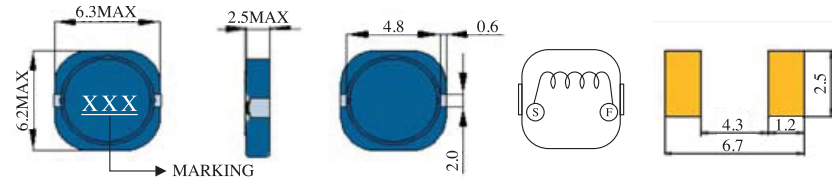


#### FEATURES

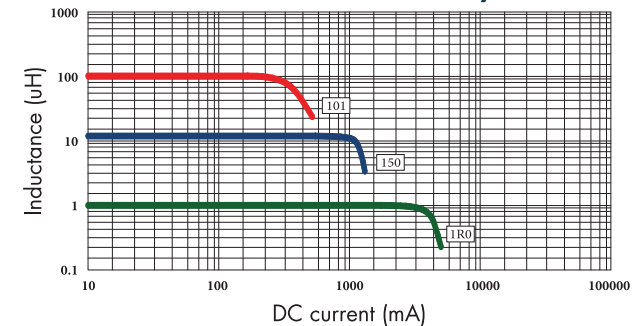
1. LOW Profile (2.5mm max. height) and 6.3mm square. Magnetically shielded and low DC resistance. Suitable for large currents. Available on tape and reel for auto-insertion. Ideal for a variety of DC-DC converter inductor applications.

#### APPLICATIONS

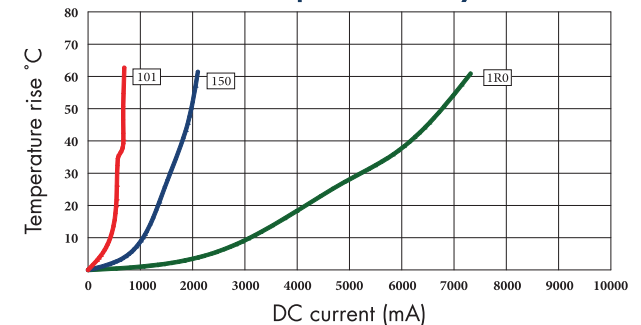
1. Power supply for VTR, OA equipment.
2. LCD television set, notebook PC.
3. Portable communication, equipments.
4. DC/DC converters, etc.



#### OWI62CB Inductance decrease by current



#### OWI62CB Temperature rise by current



### ELECTRICAL CHARACTERISTICS FOR OWI62CB SERIES

Part Number	Inductance (uH) <sup>(1)</sup>	Test Frequency	DC Resistance (Ω MAX) <sup>(2)</sup>	Saturation Current (A) <sup>(3)</sup>	Temperature Current (A) <sup>(4)</sup>
OWI62CB-1R0	1.0	100KHZ	16m	3.48	5.00
OWI62CB-1R5	1.5	100KHZ	18m	2.83	4.00
OWI62CB-2R0	2.0	100KHZ	21m	2.44	3.40
OWI62CB-3R3	3.3	100KHZ	30m	1.89	3.23
OWI62CB-4R3	4.3	100KHZ	39m	1.65	3.00
OWI62CB-6R2	6.2	100KHZ	60m	1.37	2.38
OWI62CB-100	10	100KHZ	80m	1.07	1.82
OWI62CB-120	12	100KHZ	94m	0.97	1.63
OWI62CB-150	15	100KHZ	120m	0.87	1.46
OWI62CB-180	18	100KHZ	140m	0.79	1.31
OWI62CB-220	22	100KHZ	188m	0.71	1.17
OWI62CB-270	27	100KHZ	212m	0.64	1.05
OWI62CB-330	33	100KHZ	244m	0.58	0.94
OWI62CB-390	39	100KHZ	306m	0.53	0.84
OWI62CB-470	47	100KHZ	390m	0.48	0.76
OWI62CB-560	56	100KHZ	432m	0.44	0.68
OWI62CB-680	68	100KHZ	588m	0.40	0.65
OWI62CB-820	82	100KHZ	670m	0.36	0.61
OWI62CB-101	100	100KHZ	813m	0.33	0.58

1. Inductance tested at 0.25V. Tolerance of inductance: 1.0uH~6.2uH: ±30%(N) 10uH~100uH: ±20%(M)
2. DCR test temp. limits 25 °C.
3. This indicates the value of current when the inductance is 30% lower than its initial value at D.C. superposition or D.C. current.
4. To load current onto the components under normal ambience, which cause the temp. change as Δt=40 °C or more lower current.
5. Please refer saturated current or the minimum temperature current as standard.