



### OWI5022C TYPE

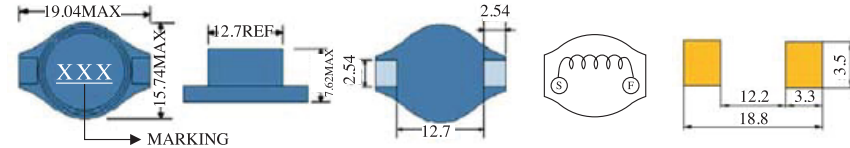


#### FEATURES

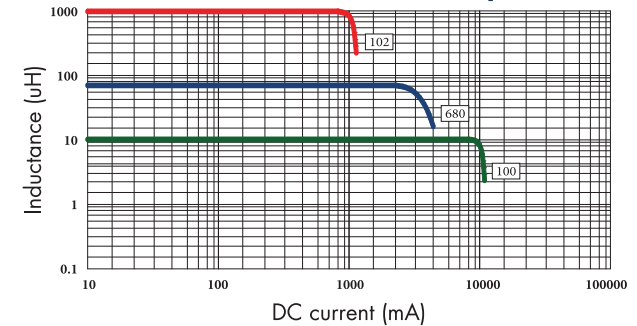
1. Various high power inductors are superior to be high saturation for surface mounting.

#### APPLICATIONS

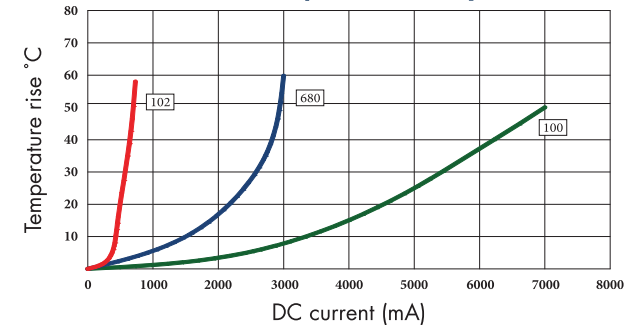
1. Power supply for VTR, OA equipment.
2. LCD television set, notebook PC.
3. Portable communication, equipments.
4. DC/DC converters, etc.



#### OWI5022C Inductance decrease by current



#### OWI5022C Temperature rise by current



### ELECTRICAL CHARACTERISTICS FOR OWI5022C SERIES

Part Number	Inductance (uH) <sup>(1)</sup>	Test Frequency	DC Resistance (Ω MAX) <sup>(2)</sup>	Saturation Current (A) <sup>(3)</sup>	Temperature Current (A) <sup>(4)</sup>
OWI5022C-100	10	100KHZ	40m	8.00	5.00
OWI5022C-150	15	100KHZ	48m	7.00	4.00
OWI5022C-220	22	100KHZ	59m	6.00	3.80
OWI5022C-330	33	100KHZ	75m	5.00	3.20
OWI5022C-470	47	100KHZ	97m	4.00	2.80
OWI5022C-680	68	100KHZ	138m	3.00	2.20
OWI5022C-101	100	100KHZ	207m	2.40	1.80
OWI5022C-151	150	100KHZ	293m	2.10	1.50
OWI5022C-221	220	100KHZ	470m	1.90	1.20
OWI5022C-331	330	100KHZ	780m	1.10	0.90
OWI5022C-471	470	100KHZ	1.08	1.10	0.80
OWI5022C-681	680	100KHZ	1.40	1.00	0.65
OWI5022C-102	1000	100KHZ	2.01	0.80	0.54

1. Inductance tested at 0.25V. Tolerance of inductance: ±20%(M)
2. DCR test temp. limits 25 °C.
3. This indicates the value of current when the inductance is 10% lower than its initial value at D.C. superposition or D.C. current.
4. To load current onto the components under normal ambience, which cause the temp. change as Δt=40 °C or more lower current.
5. Please refer saturated current or the minimum temperature current as standard.