



### OWI1608C TYPE

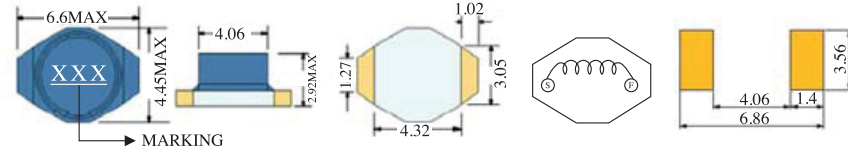


#### FEATURES

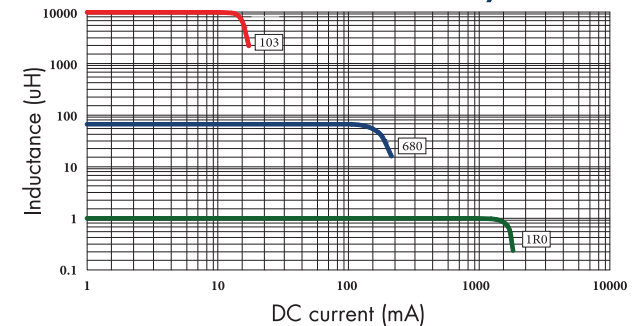
- 1. Various high power inductors are superior to be high saturation for surface mounting.

#### APPLICATIONS

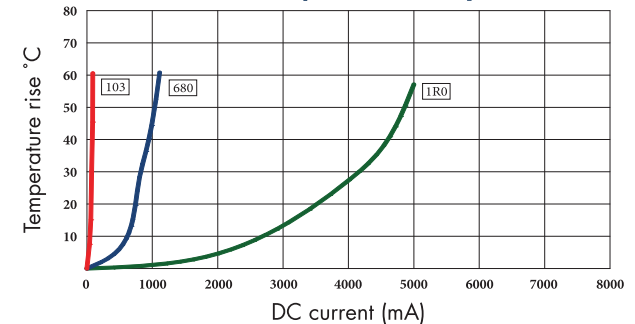
- 1. Power supply for VTR, OA equipment.
- 2. LCD television set, notebook PC.
- 3. Portable communication, equipments.
- 4. DC/DC converters, etc.



#### OWI1608C Inductance decrease by current



#### OWI1608C Temperature rise by current



### ELECTRICAL CHARACTERISTICS FOR OWI1608C SERIES

Part Number	Inductance (uH) <sup>(1)</sup>	Test Frequency	DC Resistance (Ω MAX) <sup>(2)</sup>	Saturation Current (A) <sup>(3)</sup>	Temperature Current (A) <sup>(4)</sup>
OWI1608C-1R0	1.0	100KHZ	40m	1.40	4.00
OWI1608C-1R5	1.5	100KHZ	45m	0.93	3.24
OWI1608C-2R2	2.2	100KHZ	50m	0.92	2.91
OWI1608C-3R3	3.3	100KHZ	55m	0.75	2.61
OWI1608C-4R7	4.7	100KHZ	60m	0.58	2.47
OWI1608C-6R8	6.8	100KHZ	65m	0.45	2.22
OWI1608C-100	10	100KHZ	75m	0.37	2.00
OWI1608C-150	15	100KHZ	90m	0.31	1.70
OWI1608C-220	22	100KHZ	138m	0.30	1.44
OWI1608C-330	33	100KHZ	190m	0.27	1.15
OWI1608C-470	47	100KHZ	230m	0.24	1.03
OWI1608C-680	68	100KHZ	340m	0.17	0.80
OWI1608C-101	100	100KHZ	480m	0.13	0.72
OWI1608C-151	150	100KHZ	750m	0.10	0.64
OWI1608C-221	220	100KHZ	1.22	0.09	0.48
OWI1608C-331	330	100KHZ	1.83	0.07	0.40
OWI1608C-471	470	100KHZ	2.85	0.06	0.32
OWI1608C-681	680	100KHZ	3.60	0.055	0.28
OWI1608C-102	1000	100KHZ	5.35	0.045	0.22

1. Inductance tested at 0.25V. Tolerance of inductance:±30%(N)
2. DCR test temp. limits 25 °C.
3. This indicates the value of current when the inductance is 30% lower than its initial value at D.C. superposition or D.C. current.
4. To load current onto the components under normal ambience, which cause the temp. change as Δt=40 °C or more lower current.
5. Please refer saturated current or the minimum temperature current as standard.